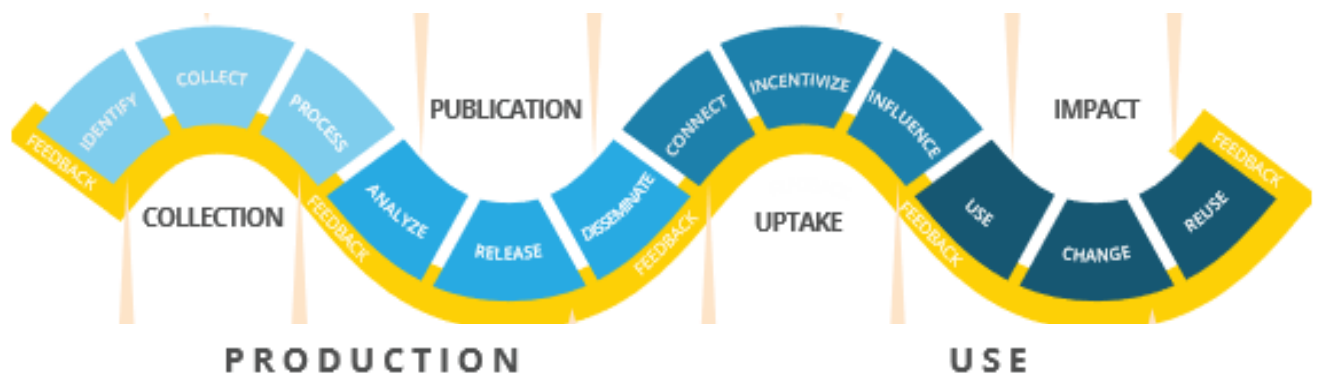




The United Republic of Tanzania

National Data Roadmap for Sustainable Development

Lessons and Recommendations from 2016-2018



Source: Data2X by Open Data Watch

Collaborators




Table of Contents

Table of Contents.....	i
List of Figures	ii
List of Tables	ii
List of Acronyms.....	iii
Executive Summary.....	1
1. Background	4
2. Coordination Arrangements for the Sustainable Development Data Roadmap Process.....	6
3. Data Roadmap Activities and Key Achievements	7
3.1 Priority activities in the short-term strategy.....	7
3.2 New and related activities implemented with partners'	8
3.3 Key Achievements.....	9
4. Progress in Implementation of the Data Roadmap Activities.....	10
4.1 Data Gaps Assessment Collaborative using Advanced Data Planning Tool (ADAPT)	10
4.1.1 Training/capacity development and completion of the data gaps assessment	10
4.1.2 Highlights from the Data Gaps Assessment	11
4.2 ADAPT Stakeholder Engagements and Communication Products	17
4.2.1 Thematic stakeholder workshops on the ADAPT data gap assessment findings	17
4.2.2 Development of communication materials to share data gaps assessment findings ..	19
4.3 Reconciliation and costing of data production activities.....	19
4.4 National Reporting Platform/ Data Visualisation Portal	19
4.5 National Coordination Mechanism for SDGs and Financing for Data)	19
5. Lessons Learned and Recommendations for the future.....	20
5.1 Political commitment and support for the data for development agenda.....	20
5.1.1 Establishing a formal National Coordination Arrangement for SDGs implementation and monitoring	20
5.1.2 Putting and keeping the financing for data on the list of institutional and national priorities ..	21
5.2 Building institutional knowledge base, collaboration, and commitment within the National Statistical Office to drive change	21
5.3 Spreading Knowledge and Awareness on SDGs and Sustaining Momentum	22
5.4 Facilitating comprehensive data capture from Administrative Sources	23
5.5 Engaging and Working with Sub-National Governments on the Data for Development Agenda.....	24
5.6 Establishing a mechanism for smooth flow, access and use of data.....	24

5.7	Building a comprehensive statistical database on the United Republic of Tanzania	25
5.8	Collaboration with non-state actors and the International Data Community.....	26
6.	The National Strategy for the Development of Statistics as the Future Data Roadmap	27
Annex 1:	FYDP II-SDGs Indicators Mapping in ADAPT.....	28
Annex 2:	Concept Notes and Session Terms of Reference for Stakeholder Convening's	55
Annex 2.A:	Thematic Workshop 1: December 13-14, 2017.....	55
Annex 2.A.1:	Concept Note and Agenda.....	55
Annex 2.A.2:	Terms of Reference for Break Out Sessions	56
Annex 2.B:	Thematic Workshop 2: January 29-30th, 2018.....	58
Annex 2.B.1:	Concept Note and Agenda.....	58
Annex 2.B.2:	Terms of Reference for Break Out Sessions	59
Annex 2.C:	Thematic Workshop 3: May 3-4th, 2018	62
Annex 2.C.1:	Concept Note and Agenda.....	62
Annex 2.C.2:	Terms of Reference for Break Out Sessions	64
Annex 2.D:	Thematic Workshop 4: May 24-25th, 2018.....	66
Annex 2.D.1:	Concept Note and Agenda	66
Annex 2.D.2:	Terms of Reference for Break Out Sessions	69
Annex 2.E:	Thematic Workshop 5: June 25-26th, 2018.....	72
Annex 2.E.1:	Concept Note and Agenda	72
Annex 2.E.2:	Terms of Reference for Break Out Sessions	75
Annex 2.F:	Kigoma Region Sub-National Data Roadmap High Level Meeting.....	78
End notes	80

List of Figures

Figure 1:	National Milestones Leading up to the Sustainable Development Data Roadmap.....	5
Figure 3:	The Data Gaps Assessment in Practice	11
Figure 4:	Alignment of Potentially Relevant SDGs Indicators with FYDP II and Sector Strategies.....	13
Figure 5:	Availability of Data for Monitoring Progress in SDGs Implementation	15

List of Tables

Table 1:	Detailed Analysis of SDGs Indicators Alignment with National Development Frameworks...	14
Table 2:	Availability of Data for Monitoring Progress in SDGs Implementation, by Goals.....	16
Table 3:	Stakeholder Workshops to Discuss Data Gaps Assessment.....	18

List of Acronyms

ADAPT	Advanced Data Planning Tool
ARDC	Africa Regional Data Cube
CA	Custodian Agencies
CoICT	College of Information and Communication Technologies
COSTECH	Commission for Science and Technology
CSO	Civil Society Organisation
DCLI	Data Collaborative for Local Impact
ECA	Economic Commission for Africa
ESRF	Economic and Social Research Foundation
FYDP II	Five Year Development Plan II
GDP	Gross Domestic Product
GPSDD	Global Partnership for Sustainable Development Data
HLPF	High Level Political Forum
IAEG-SDGs	Inter-Agency Expert Group on Sustainable Development Goals
ISSAs	International Supranational and Statistical Agencies
LTPP	Long-Term Perspective Plan
MCC-PEPFAR	Millennium Challenge Corporation – President’s Emergency Plan for AIDS Relief
MDA	Ministries, Departments and Executive Agencies
M&E	Monitoring and Evaluation
MES	Monitoring and Evaluation Strategy
MCDGEC	Ministry of Community Development, Gender, the Elderly and Children
MEWGC	Making Every Woman and Girl Count
MWTC	Ministry of Works, Transport and Communication
NBS	National Bureau of Statistics
NSDS	National Strategy for Development of Statistics
NSO	National Statistics Office
NSS	National Statistical System
OECD	Organization for Economic Cooperation and Development

OII	Other Identified Indicators
PARIS21	Partnership in Statistics for the 21 st Century
PO-RALG	President’s Office, Regional Administration and Local Government
SDG	Sustainable Development Goals
TFNC	Tanzania Food and Nutrition Centre
TSMP	Tanzania Statistics Master Plan
UNA	United Nations Association
UNSD	United Nations Statistics Division
VNR	Voluntary National Review Report

Executive Summary

In August 2016, Tanzania embarked on a two-year journey of building the foundation for the Data Revolution for Sustainable Development. This journey started with the National Data Roadmap for Sustainable Development Stakeholders Workshop on 12-13th August 2016, organized in partnership by the National Bureau of Statistics, the Global Partnership for Sustainable Development Data (GPSDD), the World Bank, MCC-PEPFAR collaborative, United Nations Development Program (UNDP) and other national stakeholders. The workshop brought together more than 300 participants from within and outside Tanzania, and provided an opportunity for forging of crucial new collaborative for the data for development agenda in Tanzania.

An interim Sustainable Development Data Roadmap was eventually developed and put into action. This process focused on groundwork for effective tracking of SDGs, fostering partnerships for improvement of data availability, accessibility and use, while being mindful of and making a case for establishment of a National Coordination Mechanism for SDGs implementation, monitoring and reporting.

The following six component activities formed the base of the commitments to be delivered during the interim period:

- i. The Sustainable Development Goals and the Second Five-year Development Plan (2016/17—2020/21) Data Gaps Assessment
- ii. Developing Interactive National SDGs, Africa Agenda 2063, East African Community Vision 2050, and the Five-Year Development Plan II (FYDP II) data visualization portal
- iii. High level engagements to petition for formation of a National Coordination Mechanism (the National High-Level Technical Committee) on Sustainable Development Agenda
- iv. Engagement of stakeholders to support data production and availability at the National Level in areas where data gaps have been identified
- v. Targeted awareness sessions for high level officials to boost momentum of the Open Data Initiative
- vi. Data capacity development (production, analysis, dissemination) in the government; Ministries Departments and Executive Agencies (MDA) and Local Government Authorities;

Although establishment of National Coordination Mechanism for SDGs implementation, monitoring and reporting remains work in progress for Tanzania, several important achievements have been made during this time, across the various activity areas.

- **The Advanced Data Planning Tool (ADAPT) Data Gaps Assessment of SDGs Indicators and the Second Five Year Development Plan;**
The Data Gaps Assessment exercise is now complete and the assessment of data availability has been shared with stakeholders. Besides this knowledge, skills and expertise of more than 80 participants from 27 institutions in Tanzania (Mainland and Zanzibar) have been enhanced through training. This community of national experts participated in the assessment, and development of metadata for national indicators for the FYDP II. The group will moreover remain a key national reference group as indicator metadata and data availability for the SDGs and National Development Frameworks continue to be updated, and are expected to play the data ambassadors' role in their institutions (*List of mapped SDGs and FYDP II indicators attached as Annex 1*).
- **ADAPT Data Gaps Assessment Stakeholder and Sub-National Data Roadmap Workshops;**
Five thematic Stakeholder Workshops and one sub-national high-level workshop were held, bringing together more than 430 participants from more than 150 institutions across the

Government (central Ministries, Departments and Agencies, and Regional Administrations and Local Government Authorities), private sector, civil society, research and academic institutions and development partners in Tanzania. The large number of participants and the variety of organizations involved present an important community of actors who may be called upon to propel forward the data for development agenda in the country.

- **Development of the National Reporting Platform for SDGs and FYPD II** is currently in progress by NBS in collaboration with Data Act Lab (DAL) and Dag Hammarskjöld Foundation;
- **Several other partnership activities** have been implemented with the aim of improving stakeholder collaborations for enhancing data availability. These include, but are not limited to:
 - the climate related open data for Sustainable Development Goals case study by the World Resource Institute
 - The National Gender Statistics Forum – collaboratively convened by UN Women, CIVICUS DataShift initiative, the Ministry of Community Development Gender the Elderly and Children and National Statistical Offices (National Bureau of Statics and Office of Chief Government Statistics Zanzibar;
 - the Making Every Woman and Girl Count (MEWGC) Pathfinder Initiative for Gender Statistics by UN Women;
 - the Tanzania Civil Society Organizations (CSO) SDGs Platform, CIVICUS DataShift and NBS collaborative to develop a CSOs guide on Tanzania Statistics Act of 2015;
 - A case study of Data flows from national to regional and global databases for the IAEG-SDGs (of which the NBS Director General is a co-chair) and ECA;

Several important insights and proposals for the future have emerged from these engagements; for example, **the data gaps assessment has revealed that Tanzania’s ability to meet demand for data for SDGs currently stands below 30%. Moreover, majority of data (more than 60%) is expected to be drawn from administrative sources and collaborative efforts with other non-state actors.** Discussions with stakeholders have in addition highlighted important constraining factors to the development of the national data ecosystem such as resource gaps, capacity gaps, bureaucracy in management system and commitment to drive the data for development agenda, weaknesses in stakeholder coordination mechanism and many others. Buildings on these several recommendations for the future have also been put forward, including:

- the importance of building high level support and commitment for the data for development agenda;
- the necessity of improving administrative data systems across various sectors;
- the need to strengthen collaboration and coordination within the national statistical system with clear guidelines and procedures to improve data production and flow;
- more emphasis on resources for data for development; and,
- capacity strengthening (data production, management, analysis and interpretation& use).

Tanzania has started a process for Development of the Second National Strategy for the Development of Statistics (NSDS) or Tanzania Statistical Master Plan (TSMP) following expiration of the first phase in June 2018. Insights from the data roadmap engagements and activities are already shaping the discussion about areas where the future strategy needs to focus on. With the awareness and more nuanced understanding of the important role various other government agencies and non-state actors will need to play in the National Statistical System, it is expected that these recommendations will not only be taken on board in the next TSMP, but that they can already inspire stakeholders to work together in common areas of interest/thematic areas to enhance data

availability. At the same time however, it will be crucial that besides the TSMP, individual institutions within and outside the government can develop their own institutional data roadmaps to guide their work in this area.

1. Background

In August 2016 Tanzania Mainland convened a National Data Roadmap Stakeholders Meeting led by the Tanzania National Bureau of Statistics (NBS) in collaboration with Global Partnership for Sustainable Development Data (GPSDD), the World Bank, MCC-PEPFAR partnership and other partners in the United Republic of Tanzania. The workshop marked the commencement of Tanzania's Sustainable Development Data Roadmap process; a process of fostering partnerships and collaborative efforts, and stakeholders' engagements aimed at building the national foundation for enhancing availability, accessibility, use and impact of data for sustainable development.

A multi stakeholder steering committee comprising stakeholders from Government Ministries, Departments and Executive Agencies (MDAS), Civil Society Organizations (CSOs), Research and Academic Institutions, the Private Sector and Development Partners was formed to lead and advice on this process. NBS as the coordinator of National Statistical System (NSS), chaired the committee and also served as its secretariat.

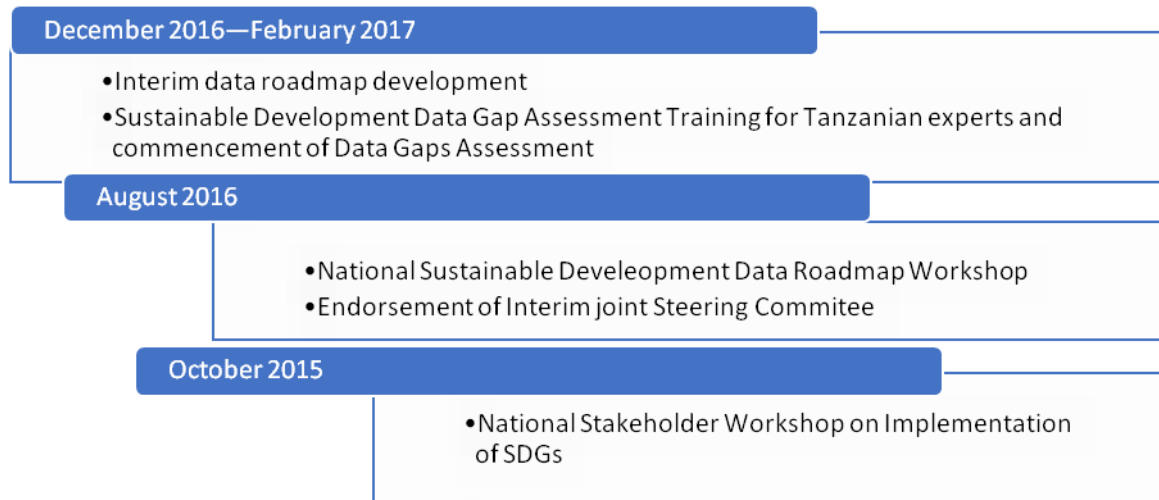
The Data Roadmap Process is expected to be a continuous and a long-term process, in line with the timeframes of the 2030 Agenda on Sustainable Development Goals (SDGs), and the Country's Development Visions (Tanzania Development Vision 2025); the Long-Term Perspective Plan 2011/12 – 2025/26 and Zanzibar Vision 2020. The process is also aimed to provide data for monitoring implementation of the regional development frameworks such as Africa Development Agenda, 2063 and the East African Vision, 2050.

However, Stakeholders in Tanzania agreed on a short-term foundational roadmap process that effectively started in January 2017 to September 2018. This decision was guided by the fact that the start of the SDGs and the data roadmap process discussions overlapped of the last 18 months of implementation of National Strategy of Development of Statistics (NSDS) or the Tanzania Statistical Master Plan (TSMP). Since Tanzania would in a short period in the future start the process of developing another NSDS, the implementation of this roadmap during this foundational period would provide lessons to inform the objectives and activity components of the next Tanzania Statistical Master Plan anticipated to be developed during fiscal year 2018/19.

This report aims to highlight progress and major achievements in Tanzania Mainland that have been made during this period, the lessons learned, and to suggest issues that would be important for stakeholders in the Tanzania data and statistics ecosystem to keep on working in the future, including in building them in the design of the next Tanzania Statistics Master Plan.

Figure 1: National Milestones Leading up to the Sustainable Development Data Roadmap

Figure 1 shows the process that lead to Sustainable Development Data Roadmap from the first workshop on SDGs localization held in 2015 to February, 2017.



2. Coordination Arrangements for the Sustainable Development Data Roadmap Process

At the Conclusion of the National Data Roadmap Stakeholders Workshop on 12th to 13th August 2016, stakeholders endorsed the interim steering committee that had worked with the NBS to coordinate preparations for the workshop. The committee was assigned the responsibility to continue supporting the implementation of the data roadmap under the leadership of NBS. A few more members from the private sector, research institutions and academia joined the committee after this endorsement. To facilitate cross fertilization and sharing of knowledge, the steering committee would engage and consult with various thematic area stakeholders whenever need arose.

The Steering Committee members played a crucial role as advisors on various technical and engagement issues in the implementation of the data roadmap. Member institutions also provided direct resource contributions or jointly worked with the National Bureau of Statistics in the data collaboratives that were forged and implemented during this period.

The initial plan of the Steering Committee was to have face to face meetings at least once every three months to review progress and plan ahead. However, after a few months the momentum of engagement could not be sustained due to sporadic attendance of some representatives of member institutions. In part, this may have been due to multiple commitments of the assigned representatives and in part due to the perceived limited backing for the mandate bestowed upon the committee. Rather than being set up by the Government and being enshrined within an official National Coordination Framework for SDGs, the steering committee started as a timebound voluntary mechanism linked to a specific activity; the national data roadmap stakeholders' workshop of August 2016. It did not however receive formal terms of reference and recognition from the Government for its new role after the endorsement at the stakeholders' workshop.

An alternative arrangement ensued to fill the gap where a team of NBS staff, supported by the Data Ecosystems Consultant from the Global Partnership for Sustainable Development Data (GPSDD), continued with coordination of data roadmap activities, while keeping the steering committee members in the virtual loop through email communications.

The Interim Steering Committee developed short term strategy for the following key institutions to lead on various components to achieve the aim- of the data roadmap process:

- (i) A National High-Level Technical Committee on SDGs (*proposed to be established*) which would provide overall guidance on implementation of the sustainable development agenda and their translation/localization in national development strategic plans in various development sectors, and coordinate a process for tracking and reporting on progress¹;
- (ii) The National Bureau of Statistics as overseer of the National Statistical System (NSS) to provide overall leadership in the implementation of the sustainable development data roadmap and to work with stakeholders to forge collaborations for development of the national data ecosystem;

¹ This Committee is not yet in place

- (iii) The Planning Commission, as the first custodian of the National Development Frameworks (Tanzania Development Vision 2025; Tanzania Long Term Perspective Plan (2011/12 – 2025/26); and the Five Year Development Plan II (FYDP II), to lead in the process of integration of SDGs and its various targets into National Development Frameworks while working closely with the National Bureau of Statistics and thematic/sector stakeholders;²
- (iv) The Poverty Eradication Department in the Ministry of Finance and Planning, as a monitoring unit to provide leadership on awareness raising on SDGs within the Government, and on preparation of periodic progress reports on implementation of SDGs, including for Voluntary National Review (VNR) Reporting purposes;
- (v) Other Government Ministries Departments and Executive Agencies (MDAs), with responsibility to translate global, regional and national development agendas in their strategic plans and ensuring their implementation as well as monitoring of the progress they are making. The MDAs would also be expected to invest more in mechanisms for collection and management of administrative and other data including forging of partnerships with other stakeholders, analysis and more sharing of their data for decision making and tracking of progress.
- (vi) Non-State Actors/Collaborators (domestic and international), as partners in development, to work together to support production, dissemination, analysis and translation of various kinds of data for monitoring of development interventions in the country; to help fill the gaps in data for tracking of various indicators of progress; and to engage with government agencies in defining strategies and guidelines for data production and in identifying new sources of data for filling existing data gaps.

3. Data Roadmap Activities and Key Achievements

3.1 Priority activities in the short-term strategy

The short-term data roadmap identified the following six activities as potential “quick wins” with high probability of being implemented and demonstrating some results in the short to medium term.

- vii. The Sustainable Development Goals and the Second Five-year Development Plan (2016/17—2020/21) Data Gaps Assessment
- viii. Developing Interactive National SDGs, Africa Agenda 2063, East African Community Vision 2050, and the Five-Year Development Plan II (FYDP II) data visualization portal
- ix. High level engagements to petition for formation of the National High-Level Technical Committee on Sustainable Development Agenda
- x. Engagement of stakeholders to support data production and availability at the National Level in areas where data gaps have been identified
- xi. Targeted awareness sessions for high level officials to boost momentum of the previous Open Data Initiative
- xii. Data capacity development (production, analysis, dissemination) in the government – for Ministries Departments and Executive Agencies (MDA) and Local Government Authorities;

² The Planning Commission was Dissolved in June 2018 and its responsibilities transferred to the Policy and Planning Department in the Ministry of Finance and Planning

Activities (i) to (iii) above emerged as new initiatives from the data roadmap stakeholders' workshop around which partners could collaborate to deliver results, whereas the rest were areas requiring more attention based on insights and lessons from initiatives that were already being implemented in the country (e.g. the Open Data Initiative and the Tanzania Statistical Master Plan).

Some of these activities, for example, the high-level engagements for formation of a national high-level technical committee to lead on implementation and monitoring of the 2030 Agenda on Sustainable Development, were postponed to provide more time to finalize preparatory activities listed above (i-iii) as a base for information during the high-level engagements. Others stopped midway (e.g. data literacy/capacity development was linked to the open data initiative and stopped as soon as the Government withdrew from the Open Government Partnership); similarly, the high-level engagements to boost awareness of the Open Data Initiative could not be implemented; and yet others went on as iterations and adaptations during implementation (e.g. data gaps assessment and the development of data visualization portal/national reporting platform).

3.2 New and related activities implemented with partners'

Demonstrating the high level of interest among various stakeholders in the data for development agenda, several new undertakings, not initially within the short-term strategy emerged and were incorporated and implemented. These are mostly activities that emerged from stakeholder's interest in supporting some components that were highlighted as crucial for SDGs at the data roadmap workshop but resources were not identified and/ partnerships formed immediately for them to take off. The list also includes activities that were being implemented in parallel by partners in Tanzania of which information was shared to facilitate some coordination and awareness with the data roadmap process. These include³:

- (i) Climate related open data for Sustainable Development Goals case study by the World Resource Instituteⁱ
- (ii) The Africa Data Revolution Report by UNDP and Economic Commission for Africaⁱⁱ;
- (iii) The National Gender Statistics Forum – collaboratively convened by UN Women, CIVICUS-DataShift initiative, the Ministry of Community Development Gender the Elderly and Children and National Statistical Offices (National Bureau of Statics and Office of Chief Government Statistics Zanzibar);ⁱⁱⁱ
- (iv) The Making Every Woman and Girl Count (MEWGC) Pathfinder Initiative for Gender Statistics by UN Women; ^{iv}
- (v) The Tanzania Civil Society Organisations (CSO) SDGs Platform, CIVICUS DataShift and NBS collaborative to develop a CSOs guide on Tanzania Statistics Act of 2015;^v
- (vi) Pilots of SDGs Tier III indicators methodology for SDG 5.a.2 by FAO and SDG 1.4.2 (Global Property Index) by Land Alliance;⁴
- (vii) The Economic Commission for Africa (ECA) Expert Assessment of availability of data for tracking SDGs economic Indicators;^{vi}
- (viii) The Africa Region Open Data Cube (ARDC), a collaborative effort of the GPSDD to harness earth observation data and resources for SDGs;

³ These activities are covered elsewhere in partner reports and will therefore not be discussed in detail in this report. We have included in the end notes internet locations where resources about them can be found or contact information of focal persons that can be reached for further information.

⁴ 5.a.2 Proportion of countries where the legal framework (including customary law) guarantees women's equal rights to land ownership and/or control

1.4.2: Proportion of total adult population with secure tenure rights to land, with legally recognized documentation and who perceive their rights to land as secure, by sex and by type of tenure

- (ix) A case study of Data flows from national to regional and global databases for the IAEG-SDGs (of which the NBS Director General is a co-chair) and ECA;vii
- (x) PARIS21 data modelling with dot stats suite (pilot);viii
- (xi) UNSD-DFID Project on SDGs Monitoring (pilot).ix

Tanzania partners also maintained engagements with stakeholders in the region and at the global level participating in events and contributing to assessments of data availability, pilot of Tier III indicators⁵, such as the Open Data Conference in September 2016, the GPSDD High Level Meeting on Data for Sustainable Development in Africa meeting in Nairobi in June 2017, and the GPSDD Data for Sustainable Development Festival in Bristol UK in March 2018, among others.

3.3 Key Achievements

The Sustainable Development Data Roadmap process facilitated forging of several collaborative around data for development agenda which are important to Tanzania, and which may not have been possible to establish within the two years without this process in place. Notable among these are:

- (i) The Data Gaps Assessment Collaborative between NBS, PARIS21 and Data Collaborative for Local Impact (DCLI) partner programs (GPSDD and dLab) as well as other Government Ministries, Departments and Agencies (MDAs),
- (ii) The National Gender Statistics Platform and the emergent work on capacity building for Gender Statistics with UN Women;
- (iii) Collaborative on development of the National Reporting Platform with Data Act Lab,
- (iv) Partnership to enhance understanding of the Statistics Act 2015 – with CIVICUS Data-Shift and CSO SDGs Platform

The Data Gap Stakeholder engagements furthermore provided space not only for discussing and validating the data gaps assessment, but also an opportunity to think about and define a future path about how the data gaps could be effectively addressed. Already some of the recommendations from the workshops (e.g. the need to improve administrative data systems, further build collaboration and cooperation across institutions in the government and with others outside, capacity building for data production, stronger emphasis on financing for data etc.) are being discussed as guiding pillars for the next Tanzania Statistical Master Plan. Moreover, for many stakeholders participating in these engagements, these platforms proved to be a useful learning interfaces that they did not have before – providing a much broader understanding about the SDGs and linkages with National Development Priorities as well as an opportunity to discuss relations and potential for forging stronger collaborations with the National Statistics Office, and with other stakeholders in their respective thematic areas on the data for development agenda.

The engagements have also contributed to building of the interest for Tanzania to prepare for voluntary reporting. The Ministry of Finance and Planning is leading the national task force, comprising of some member institutions from the Sustainable Development Data Steering Committee as well as others outside. Apart from coordination of preparations for national reporting, it is expected that the work of the task force would lead to the formation of a comprehensive national coordination mechanism for SDGs implementation and monitoring.

⁵ Tie III are indicators that has no internationally established methodology or standards are yet available for the indicator, but methodology/standards are being (or will be) developed or tested.

4. Progress in Implementation of the Data Roadmap Activities

Implementation of the data roadmap focuses on a few key activities that were committed to be implemented by stakeholders as part of the short term data roadmap. For new activities that emerged during the period links to the relevant resources have been provided in the end notes (for ones that are completed), along with information about focal persons (for activities that are ongoing).

4.1 Data Gaps Assessment Collaborative using Advanced Data Planning Tool (ADAPT)

The collaborative for Data Gaps Assessment using ADAPT commenced in December 2016 and aimed at enabling Tanzania to:

- (i) Perform a comprehensive assessment of the extent of alignment of the Tanzania National Five-Year Development Plan (FYDP II) and the Global Development Agenda 2030 indicators;⁶
- (ii) Establish the current national statistical capacity to meet demand for data for monitoring/tracking of progress on the two development frameworks based on assessment of data availability, and;
- (iii) Establish the cost of and plan data production activities.

To achieve these aims, a three-phase program of activities was then defined:

- Phase I: training/capacity development and completion of the data gaps assessment (items i-ii above);
- Phase II: Workshops with stakeholders on the data gap assessment findings; and,
- Phase III: Costing and planning of data production activities. (See Figure 2 Below: The Data Gaps Assessment in Practice)

In the course of implementation of phase I and II, a 4th activity (development and dissemination of communication materials to share findings from the data gaps assessment) was added in the phase II activity plan as stakeholders perceived a need of the findings to be shared with more stakeholders.

The first phase was completed in July 2017; stakeholder engagements commenced in December 2017 and were concluded in June 2018; and development of communication materials is at an advanced stage to be concluded soon. However, planning and costing of data production activities was not done due to unavailability of funds. This is the final activity of the collaborative and is to be aligned with the process and timeframe for preparation of the second Tanzania Statistical Master Plan.

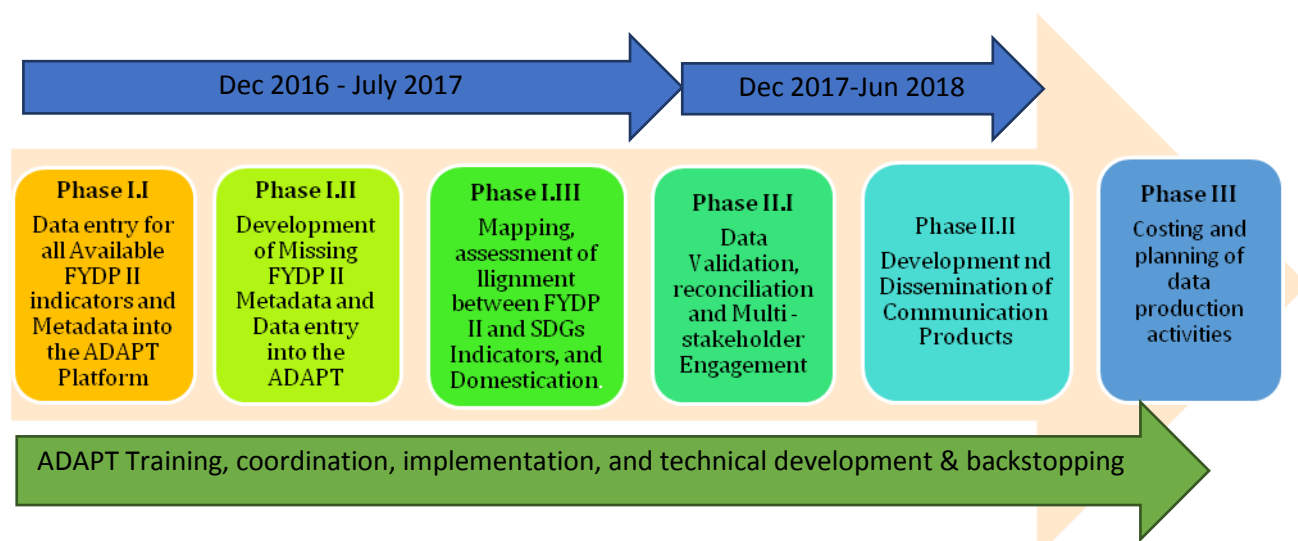
4.1.1 Training/capacity development and completion of the data gaps assessment

The first phase of ADAPT work stream commenced in December 2016 with a training delivered by PARIS21 during which the data gaps assessment exercise started. The approach for this assessment has been hands-on “learning by doing” with Trained Tanzanian experts doing the work based on agreed schedule of activities. The National ADAPT technical team included staff from the Tanzania

⁶ Over the medium term, this assessment would be extended to cover data gaps for monitoring of regional development frameworks (the Africa Union Agenda 2063 and the East Africa Community Vision 2050).

National Bureau of Statistics, the Tanzania Data Lab, the Office of the Chief Government Statistician Zanzibar and staff from selected Ministries Departments and Agencies.

Figure 3: The Data Gaps Assessment in Practice



The Tanzania dLab Initiative and a Data Ecosystems Consultant from the GPSDD with support from the MCC-PEPFAR Partnership Data Collaborative for Local Impact (DCLI) initiative provided technical support on the ground to the Government team in completion of the data gaps assessment. PARIS21 continued with developments on the platform (<http://tz.adapt.paris21.org>) concurrently with the work in Tanzania, provided training and technical support whenever required, mostly remotely, during the periods in between trainings that followed. After the December 2016 training, three more trainings were conducted by PARIS21 (in July 2017, November 2017 and June 2018) mostly focusing on new features from development work on the platform.

Since Tanzania started working with a beta version of ADAPT to undertake the data gaps assessment, the implementation continued concurrently with development work on the platform. This overlap created a challenge of catching up, and dragged the process a bit as the team tried to adjust to the changes in the structure and flow relations in the platform. Additional training sessions were mainly for addressing this limitation. In June 2018 PARIS21 released a new version of ADAPT (Version II) which is substantially improved with more features for analysis and reporting. The new version was developed based on comments and requirements expressed by Tanzanian stakeholders. The migration of information from old version (Version 1.0.1) of ADAPT to the new version (Version 1.1) is expected to be completed by December 2018.

4.1.2 Highlights from the Data Gaps Assessment

Indicator Relevance to National Context

Results of the assessment show strong alignment between SDGs and priorities being tracked by National Development Frameworks. Out of the 244 SDGs indicators, 240 are considered to be potentially relevant for Tanzania. Four SDGs indicators have been determined irrelevant to Tanzania due to their geographical focus. These indicators are:

- 13.a.1 Mobilized amount of United States dollars per year starting in 2020 and 2025 accountable towards the \$100 billion commitment

- 14.7.1 Sustainable fisheries as a percentage of GDP in small island developing States, least developed countries and all countries
- 17.7.1 Total amount of approved funding for developing countries to promote the development, transfer, dissemination and diffusion of environmentally sound technologies
- 17.9.1 Dollar value of financial and technical assistance (including through North-South, South-South and triangular cooperation) committed to developing countries.

As depicted in Figure 3 below, out of the 240 indicators that have been identified to be potentially relevant to the Tanzanian context, 167 have mapped primarily ⁷ or secondarily ⁸ with either in the national development framework (the FYDP II) or in the sector policies and strategies termed as “Other Identified Indicators” or in short OII. Furthermore, out of the 167 indicators, 83 of them map with the FYDP II and 84 indicators with the sector policies and strategies that are already being implemented in the country. The remaining 73 indicators that are potentially relevant but are unmapped ⁹ with the national development frameworks either the FYDP II or the sectoral will require more extensive dialogue before they can be localized. This exercise is expected to be a continuous throughout the SDGs implementation period. Moreover, since most of these indicators fall under the SDGs Tier III category, it will be informed by ongoing efforts in methodology development.¹⁰

Out of the 83 SDGs indicators with a close or primary match to the FYDP II, 32 have an exact or 1:1 match with FYDP II indicators, while the remaining 51, FYDP II can only provide proxy values and will therefore requires additional modification and resources for production to suit requirements set in the SDGs metadata for global reporting. The inclusion of these 32 indicators in the FYDP II is a result of dialogue between stakeholders in Tanzania and the now defunct planning commission in the course of preparation of the Monitoring and Evaluation Strategy (MES) for the plan. The 84 indicators that are exact matches to OIIs (64 indicators) and those that are near matches (20 indicators) will also require a special strategy for resource mobilization to facilitate data production.

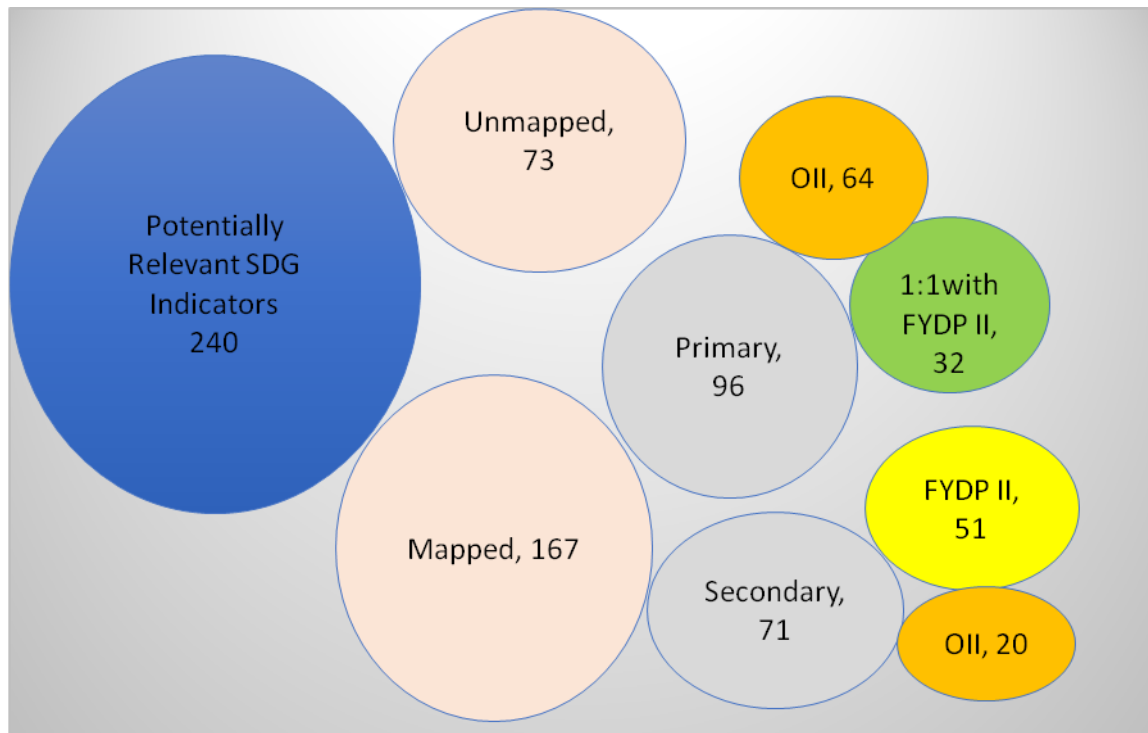
⁷ Primarily mapping means that the SDG indicator is fully reflected or clearly formulated in the FYDP II or OII and it implies the same meaning and measurement.

⁸ Secondary mapping means that the SDG indicators is partially reflected in the FYDP II or in OII in terms of formulation, disaggregation and unit of measurement plus other variables.

⁹ Unmapped SDG indicator means that such indicator is not reflected in the FYDP II or OII. This call for separate strategies for their development.

¹⁰ Tier III: Indicator for which there are no established methodology and standards or methodology/standards are being developed/tested.

Figure 4: Alignment of Potentially Relevant SDGs Indicators with FYDP II and Sector Strategies



Note: "Other Identified Indicator" or OII is a term used to describe SDG indicators that are not currently in the FYDP II but can be easily localized because within national sectors there are already policies and strategies that are addressing related issues. Tracking of the indicators may be done through the sectors, or if necessary they may be considered for inclusion in the next FYDP.

Table 1: Detailed Analysis of SDGs Indicators Alignment with National Development Frameworks

	Mapping with National Development Framework						All Goal Indicators
	Primary		Secondary		Unmapped	Unmapped (%)	
Goal	FYDP II	OII	FYDP II	OII			
Goal 1	4	1	5	1	3	21	14
Goal 2	3	2	4	1	3	23	13
Goal 3	3	10	5	4	5	19	27
Goal 4	1	1	7		2	18	11
Goal 5	1	9	2		2	14	14
Goal 6		4	3	4		0	11
Goal 7			5		1	17	6
Goal 8	5	8	2		2	12	17
Goal 9	4	2	5	1		0	12
Goal 10		3	1	1	6	55	11
Goal 11	2	2	4	1	6	40	15
Goal 12	1	8	1		3	23	13
Goal 13	1	1	1		5	63	8
Goal 14		2	2	2	4	40	10
Goal 15	3	1		3	7	50	14
Goal 16	2	8	1	1	11	48	23
Goal 17	2	2	3	1	17	68	25
Total	32	64	51	20	77	32	244

Note: The unmapped indicators in this tables includes those which are considered to be irrelevant for/not applicable to Tanzania

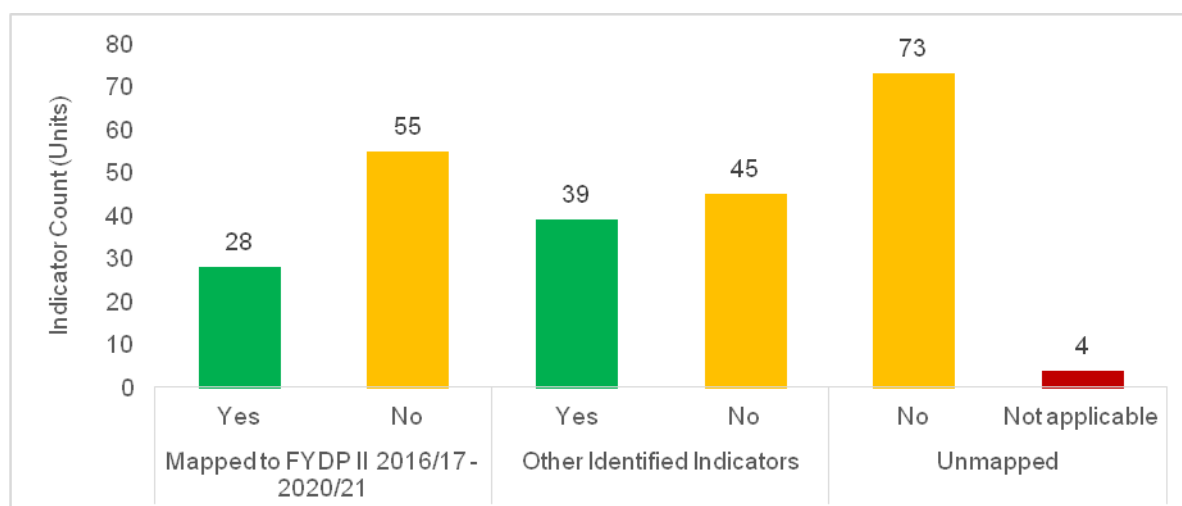
Source: Analysis based on Data Gaps Assessment Mapping: <http://tz.adapt.paris21.org> as of June 30th 2018

Data gaps assessment results show considerable gaps in availability of data for monitoring of progress in achievement of both SDGs and the FYDP II. Based on data gaps assessment results, as of June 2018, Tanzania could meet data demand for 67 SDGs indicators only out for the total 232 unique global indicators, and in many of these cases only partially (Figure 4). There are several reasons for this, such as data collection forms that are currently in use not covering the extent of information required for SDGs tracking based on SDGs indicators metadata, available statistical data not permitting certain levels of disaggregation due to resource constraints, and limited technical capacity in various government institutions to model statistics for indicators that cannot be computed directly from existing data. In some cases, the indicator values are not available but there are indications that they may be computable from existing databases (surveys and administrative) in the short run, or may be obtained through modelling efforts in collaboration with Global SDG custodian Agencies. For these indicators, (about ten of them) work is already underway with relevant agencies to see if the available information in the databases is sufficient to generate the needed indicators, and/or the modelling exercises can yield the required information. If successful, the number of SDG indicators for which data is available is expected to increase to between 75-80 indicators before December 2018.

The assessment also provided an opportunity for understanding how the responsibilities for data production for computation of indicators for the five-year development plan and SDGs are distributed. Majority of data (61%) is expected to come from administrative data sources (including partnerships with non-governmental stakeholders in their production), while the remaining (39%) can be obtained from census and surveys, most of which are conducted by the National Bureau of Statistics. One of the key issues to flag in relation to this distribution of roles for data production and dissemination is the low level of preparedness of the administrative data ecosystem in the country to respond to this level of demand for data, and therefore the need for more efforts to change its current state.

These findings have been presented and discussed in thematic stakeholder workshops where more insights about underlying challenges to data production, sharing and dissemination were also gathered. These insights are covered more extensively in the lessons learned and recommendations section.

Figure 5: Availability of Data for Monitoring Progress in SDGs Implementation



Question: Is data available for tracking this indicator? (Yes/No)

Source: Analysis based on ADAPT Data Gaps Assessment Mapping: <http://tz.adapt.paris21.org> (as of June 30th 2018)

Table 2: Availability of Data for Monitoring Progress in SDGs Implementation, by Goals

	Mapped to FYDP II 2016/17 - 2020/21		Other Identified Indicators		Unmapped	Availability (%)	All Goal Indicators
	Is data for tracking the indicator currently available (Yes/No)						
Goal	No	Yes	No	Yes	No		
Goal 1	6	3	1	1	3	29	14
Goal 2	4	3	3		3	23	13
Goal 3	5	3	4	10	5	48	27
Goal 4	7	1	1		2	9	11
Goal 5	2	1	2	7	2	57	14
Goal 6	3		7	1		9	11
Goal 7	5				1	0	6
Goal 8	2	5	4	4	2	53	17
Goal 9	6	3	2	1		33	12
Goal 10	1		3	1	6	9	11
Goal 11	5	1	1	2	6	20	15
Goal 12	1	1	5	3	3	31	13
Goal 13	2		1		5	0	8
Goal 14	2		3	1	4	10	10
Goal 15	2	1	3	1	7	14	14
Goal 16	1	2	4	5	11	30	23
Goal 17	1	4	1	2	17	24	25
Grand Total	55	28	45	39	77	27	244

Source: Analysis based on ADAPT Data Gaps Assessment Mapping: <http://tz.adapt.paris21.org> (as of June 30th 2018)

4.2 ADAPT Stakeholder Engagements and Communication Products

4.2.1 Thematic stakeholder workshops on the ADAPT data gap assessment findings

The initial plan for stakeholder engagement was holding one national workshop bringing all stakeholders together. This approach was however dropped after consideration of the breadth of issues covered in both FYDP II and SDGs and the perceived need to have targeted and focused discussions with thematic/sector actors. The ADAPT thematic stakeholder workshops therefore aimed to:

- (i) Broaden knowledge about the data gaps assessment and findings emerging from it
- (ii) Validate the findings and enrich the assessment based on knowledge and experience of thematic/sector actors
- (iii) Provide a forum for discussion of options to help in filling the identified data gaps, including forging of thematic partnerships among stakeholders (*See Thematic Workshop Concept Notes and Breakout Session Terms of Reference in Annex 2*).**

Organization of the discussions featured presentations, breakout sessions and feedback plenaries. Each workshop ran for two days. Stakeholders discussed in depth findings on alignment and data availability for each indicator that fell under a particular theme (day 1), and shared experiences concerning presence and coordination of stakeholder platforms for implementation and tracking of progress on sector strategies linked to the SDGs and FYDP II targets and indicators.

Table 3 lists all thematic stakeholder workshops that were held between December 2017 and June 2018. Since these workshops had mostly involved actors at central government and national level, a decision was reached in May 2018 to pilot a sub-national data roadmap process by engaging stakeholders in one region of the country. Kigoma being one of the region piloting a joint UN action plan¹¹ was chosen for this purpose. The workshop was held on 29th June 2018 and brought together representatives from Kigoma Regional Commissioner's Office, 8 Local Government Authority Offices in Kigoma, and representatives of Civil Society organization and the UN.

¹¹ The Kigoma Joint Programme is an area-based UN joint programme that cuts across multiple sectors to improve development and human security in Kigoma. The programme involves 16 different UN Agencies and was developed in cooperation with the regional and district authorities based on the development needs of Kigoma and the capacities of the UN in Tanzania. For more information: <http://tz.one.un.org/media-centre/one-un-resources?download=609:kigoma-joint-programme-factsheet-3rd-edition-march-2018>

Table 3: Stakeholder Workshops to Discuss Data Gaps Assessment

Workshop Dates	Location	Theme	Related Indicators in SDGs	Related Indicators in FYDP II Theme(s)	Stakeholders Involved
Dec 13-14, 2017	Dar es Salaam, Julius Nyerere International Convention Centre	Data and statistics for tracking progress on Economic growth, Employment, and Competitiveness	7, 8 & 9	Improving Macroeconomic stability & performance; Industrialization and economic transformation; & Improving the enabling environment for enterprise development	Mostly actors working on macroeconomic issues
Jan 29-30, 2018	Dar es Salaam, Julius Nyerere International Convention Centre	Data and statistics for tracking progress on Environment and Sustainability (Sustainable Consumption of Resources)	12,13,14, & 15	Industrialization and Economic Transformation; & Human Development	Actors with initiatives/programs focused on environment and climate adaptation
May 3-4, 2018	Dar es Salaam, dLab Meeting Space, University of Dar es Salaam College of ICT	Data and statistics for tracking progress on Poverty Reduction and Human Development	1, 2, 3, 4, 6 & 10	Human Development	Actors with initiatives that have a link to poverty and human development targets
May 24-25, 2018	Dodoma, Controller and Auditor General's Office	Data and statistics for tracking progress on Gender Parity, Governance, Peace and Security	1,2,3,4,5, 6,8,10, 11, 13 & 16	Human Development	Actors with initiatives/programs to address gender parity, governance and peaceful coexistence
June 25-26, 2018	Dodoma, Controller and Auditor General's Office	Data and statistics for tracking progress on "Making cities and human settlements inclusive, safe, resilient and sustainable"	1,2,6,7, 11, 12, & 13	Human Development; Industrialization and Economic Transformation	Representatives from city and town councils, selected ministries, and non-state actors (private sector, research and academic institutions, civil society and development partners).

4.2.2 Development of communication materials to share data gaps assessment findings

The first draft of the adapt flyer has been completed and is currently going through an internal review process within the NBS. This product is intended to share findings of the data gaps assessment in simplified language. PARIS21 has agreed to cover printing costs for the flyer, and it is expected to be shared once completed. About 200 copies will be printed and distributed to government offices, or made available to other stakeholders at the NBS. An electronic version of the flyer will be published on NBS, PARIS21, GPSDD, and other partners' websites.

4.3 Reconciliation and costing of data production activities

The process of reconciliation has continued throughout the stakeholder thematic engagements period and is expected to be ongoing as new information on SDGs and FYDP indicators that are currently not being produced becomes available. The Development of the Costing Module, to be supported by PARIS21, has however been delayed, for a number of reasons, but more specifically due to the new developments in ADAPT platform and a relatively longer period required for migration from old to new version of ADAPT that is currently ongoing. The implementation of costing in the plan will be next key activity and will align with preparation of the TSMP II that has recently commenced.

4.4 National Reporting Platform/ Data Visualisation Portal

Development of the National Reporting Platform/Data visualization portal started in July 2018, and is being undertaken in partnership between the Tanzania National Bureau of Statistics, Data Act Lab and Dag Hammarskjöld Foundation. The first draft of the prototype/concept of the platform has been discussed, and the NBS is working on putting together a database of available indicators, and sector strategies and strategic plans for the development. The NBS has constituted a national Technical Working Group with participants from NBS, Ministry of Finance and Planning and dLab, to support in this process. A sharable prototype for discussion by partners is expected to be completed in consultation with national experts.

4.5 National Coordination Mechanism for SDGs and Financing for Data)

The absence of a national coordination mechanism for implementation and tracking of SDGs, and limited financing for data for development were among the issues echoed during discussions in the national stakeholder workshop in August 2016. Lack of coordination mechanism was seen as a source of fragmentation of SDGs related activities among actors both within and outside the government, and a general absence of clarity about how various stakeholders' processes built on to one another to contribute to a common aim. Funding limitations constrained the ability of Tanzania to build data literacy and systems for data management and to produce comprehensive and high-quality data, especially from administrative sources.

Within the short-term data roadmap, plans were therefore made to hold high level engagements (targeting permanent secretaries and to be co-funded by NBS and GPSDD) in order to open a discussion on the need for the Government to establish a National Coordination Mechanism for SDGs in Tanzania as well as to add visibility and enhance high level support for the data for development agenda. In addition, plans were made to convene a "data ecosystems funders meeting" which would follow from and build on commitments from the convening of permanent secretaries.

These engagements were planned to be held before June 2017. However, both were postponed to provide more time for preparations and engagement with the relevant government institutions in their organization.

Meanwhile a new initiative has emerged for coordination of SDGs implementation and preparation of Tanzania's Voluntary National Review Report (VNR) for SDGs to be presented in 2019. The mechanism is being led by a Government and the task team with members from the Ministry of Foreign Affairs and East African Cooperation, Ministry of Finance and Planning (Chair), National Bureau of Statistics, United Nations Development Program (UNDP), and representatives from the Private Sector, Research and Academic Institutions, Civil Society¹² and think tank.

With the emergence of this process, the NBS has shown intention to coordinate plans for the High-Level Engagements within this new mechanism. This implies that decisions about whether and when the high-level engagements will be held will be made during deliberations of the task team for SDGs coordination and Voluntary National Report Preparations.

5. Lessons Learned and Recommendations for the future

This part of the report highlights some of the lessons that have emerged from the process and recommended actions based on experiences gathered over the last two years of the sustainable Development Data Roadmap process (and more specifically data gaps assessment and the stakeholder engagements). These recommendations and lessons are intended to assist in improving the national data ecosystem and to facilitate improvements in availability, accessibility, and use of quality data including forging of partnerships around these issues.

5.1 Political commitment and support for the data for development agenda

5.1.1 Establishing a formal National Coordination Arrangement for SDGs implementation and monitoring

The proposed high-level engagements through establishment of a High-Level Technical Committee on Coordination of SDGs Implementation and for petitioning for high level support for the data for development agenda did not happen as planned during the timeframe of the interim data roadmap.

The limitations posed by the absence of this mechanism have impact on how stakeholders coordinate around SDGs implementation and data development issues. NBS took the lead on the SDGs data agenda based on its mandate as the coordinator of the National Statistical System. During data gap assessment it was not clear which one of central government Ministries and Departments¹³ had the mandate to lead the preparation of Tanzania's Voluntary National Reports (VNR) on SDGs implementation. Moreover, coordination of partners' activities and dialogue around them remains a voluntary undertaking making it difficult to fully capture the extent of ongoing activities and documenting the information arising from them for learning and building of synergies.

The establishment of this coordinating mechanism, therefore, remains crucial and requires urgent attention to facilitate better coordination of stakeholders in implementation of the 2030 Agenda and

¹² Other members are the African Philanthropic Foundation (as the co-convenor of CSO SDG platform); Economic and Social Research Foundation, REPOA and University of Dar es Salaam

¹³ between the Planning Commission (now dissolved), the Poverty Eradication Department in the previous Ministry of Finance and Planning, and the Ministry of Foreign Affairs and East African Cooperation

its monitoring and reporting at various levels of government (central ministries and departments and sub-national administrations (Regional and Local Governments)).

Besides the High-Level Technical Committee, Tanzania will also still require a steering mechanism focused on the data for development agenda, operating as a sub-committee of the High-Level Technical Committee, to coordinate stakeholders' interests and efforts around data and statistical issues in the future. A key lesson from the operation of the interim steering committee over the last two years is that policy backing and clear mandate from the government are essential for this kind of mechanism to effectively function in the long-term. Thus, for a future mechanism, a policy mandate with clear terms of reference will be required, along with commitment of resources from stakeholders for it to effectively support the data for development agenda in the country over the long-term. The mechanism could be built into the next NSDS or set up within the structure of the national coordination arrangements for SDGs implementation and monitoring.

5.1.2 Putting and keeping the financing for data on the list of institutional and national priorities

Limited funding for data and statistical activities is a concern that was raised by stakeholders in all thematic engagements as the limiting factor in the ability of most institutions to produce and disseminate comprehensive data, as well as invest in capabilities to analyze and use data.

Statisticians and Monitoring and Evaluation staff in Ministries, Executive Agencies and in Local Government Authorities especially expressed concern about the limited amounts of resources that are set aside for data and statistical activities, relative to the institutional and national needs of data and information for decision making. Moreover, budgets for this line item are said to be highly vulnerable to budget cuts when there are resource shortfalls and reallocations have to be made.

Technical staff teams believe that the commitment of high level leadership in their institutions to the data agenda is one of the key solutions to this problem. The National Bureau of Statistics is also perceived to be better positioned to advocate for this, by engaging with high level leadership in various government institutions. Similar efforts would also need to be directed to sub-national administrations, including political representatives who have a key role to play in local government councils.

5.2 Building institutional knowledge base, collaboration, and commitment within the National Statistical Office to drive change

The National Bureau of Statistics has been the lead organization in the implementation of the interim data roadmap process. The NBS Director for Statistical Operations serves as the focal person for SDGs, assisted by the NBS Manager for Environmental Statistics and Further Analysis. The NBS has been supported by the data roadmap steering committee and a Consultant funded by the World Bank and GPSDD.

Besides NBS coordination team on SDGs, technical team that has been involved in the ADAPT data gaps assessment, the extent of knowledge and awareness of responsibilities for data for SDGs, FYDP II, and the East African Community (EAC) Vision 2050 and the Africa Agenda 2063, that NBS has to bear, is still limited across statistics departments including Regional Statistical Offices.

The breadth of the work involved in coordinating improvement of availability and accessibility of data for SDGs and other development frameworks, however, will require intensive involvement and

support of other departments and units. To make this possible, NBS will need to invest in building a strong internal knowledge base and awareness.

The logical first step towards this would be to start an “internal learning process” to immerse NBS directors, departmental managers and unit supervisors including the Regional Statistical Managers on the 2030 Agenda on Sustainable Development and the data roadmap process, including the connection with national and other regional and global development frameworks. This will be helpful in strengthening preparedness and ability of departments to deal with and respond to data needs for indicators that are a direct responsibility of NBS to produce and make them available. In addition, it will help nurture ability of the managers and their subordinates to forge and sustain collaborations with other stakeholders (within and outside the government, and the international community) who are instrumental in the efforts to bridge the existing data gaps.

5.3 Spreading Knowledge and Awareness on SDGs and Sustaining Momentum

As of June, 2018, the National Bureau of Statistics had held about 9 stakeholder convening’s on SDGs with most of these taking place between 2017 and 2018. Over the last two years, the Poverty Eradication Department in the Ministry of Finance and Planning also conducted several awareness workshops for local government stakeholders in the country. The Tanzania CSOs Forum on SDGs also has been leading on coordination of non-state actors’ efforts including spreading of awareness. There is also a Parliamentary Forum on SDGs with a few members of parliament participating.

Notwithstanding these efforts, the knowledge and awareness of SDGs appears to have remained limited to a small circle of individuals that have participated in events and processes of this kind. In many organizations, this knowledge is limited to a few people, but for many it remains unknown including how it relates to the routine work they do to deliver services to people. The first sub-national data roadmap engagement in Kigoma and the resulting engagement with Regional Statistical Managers for NBS in June 2018 suggest that the gap in knowledge and awareness might be high at the sub-national level and especially in rural settings where information does not flow as easily.

In order to effectively implement and monitor SDGs, this gap in awareness and knowledge will need to be covered. There are several options around this that could be explored, such as:

- (i) Comments and statements from the high-level political leadership in their various activities and engagements on importance of data and their commitment to evidence-based decision making for development; this, however, should be preceded by the high level (political level) sensitization workshop and seminars on the SDGs and roles and responsibilities of each level of the government in reporting and providing data relevant to SDGs from their areas.
- (ii) Information and knowledge sharing within institutions, as well as targeted efforts to ensure proper understanding of how SDGs align with institutional activities. People who have attended seminars and workshops on SDGs can be especially helpful in spreading this knowledge in their work places;
- (iii) A simple online platform in Swahili to share information and to provide answers to stakeholders on various aspects could also be implemented.
- (iv) Engagement with the media in spreading the awareness, and of non- state actors in sub-national settings in sharing and dialoguing about the issues in their localities.

5.4 Facilitating comprehensive data capture from Administrative Sources

The Data Gaps Assessment and discussions with stakeholders in the various workshops have shown that there is a need to strengthen coordination and support government departments (MDAs and LGAs) in improving their existing systems and skills for collection, management and dissemination of administrative data, including revising the data capture tools and in translation such data into actionable information.

The kinds of solutions that can be implemented vary in complexity, but at the core there is a need for open dialogue, and committed engagement with the relevant stakeholders. The work will also need to be delivered on case-by-case basis, tailored to the organizational needs. Some of the areas where efforts could be directed include:

- **Redesigning of existing forms being used to capture information:**

There are areas where simple redesigning of existing forms for capturing routine information from clients receiving services from the government is all that may be required (e.g. for SDG 8.8.1; Frequency of fatal and non-fatal occupational injuries, by sex and migrant status) and many indicators requiring disaggregation of data.

- **Building capacity to translate data into actionable information**

In some cases, investments in skills for translating data into actionable information are what institutions may need the most. In some cases where the data gaps assessment indicated there were no statistics for the indicators being monitored, stakeholders explained that they had data that could be analyzed to produce the information for the indicators, but that they were not doing it at the moment due to low skills level and expertise in preparation of actionable data (data curation, analysis, and interpretation) to meet needs of various users.

- **Extending knowledge and building stakeholders understanding of methods and standards and enforcing them**

Stakeholders expressed concerns about quality of data and statistical information that is coming out of various government departments into the public domain (incompleteness, inconsistency, seeming contradictions, and sometimes perceived not to reflect the realities and experiences on the ground). In a statement to Local Government Authority (LGA) staff participating in the Sub-national Data Roadmap Workshop in Kigoma, the Regional Commissioner for Kigoma expressed deep concern about the tendency of some LGAs officials on producing uncoordinated and un-harmonized data.

The National Bureau of Statistics has a dedicated department that is responsible for establishment and dissemination of methods and standards for data production and of ensuring various stakeholders are appraised on these matters. Some stakeholders are however not aware of existence of this unit and how they can access its support. On the part of the NBS therefore, more efforts will be required to engage with stakeholders, especially in the MDAs and LGAs in supporting capabilities for producing and disseminating more credible information.

- **Adopting smart tools and solutions to capture and ease processing of massive information and data**

In many government institutions, paper-based collection and storage of information is the norm. This however has its limitation, including making it difficult to process information fast enough, limiting ability to track historical data, and generally discouraging attempts to capture information from storages due to the hard task of retrieving it from the papers. A crucial

solution in this area is adopting technological advancement in building and nurturing skills and expertise and setting clear policies and guidelines within institutions for handling of data and information. This will require long term and dedicated efforts. However, some steps can be considered immediately, for example. Digitization of already massive amounts of information that are stored in papers can be helpful in revealing insights about issues relevant for tracking of progress.

5.5 Engaging and Working with Sub-National Governments on the Data for Development Agenda

The global development agenda is premised on ensuring no one is left behind, and recognizes that sub national level is where development is most needed and happens. Three engagements organized during 2017 by NBS and involving sub-national level stakeholders¹⁴, demonstrated limited knowledge and understanding among them not only of the 2030 Agenda on Sustainable Development but also of the National Development Frameworks and the accompanying demand for data.

The consultations also revealed that the capacity and preparedness of the sub-national administration units to meet demand for data, particularly population-based disaggregated data (e.g. gender, age groups, people with disabilities, socioeconomic status) and spatial data is low. Contributing factors included skills gaps, resource constraints, lack of appropriate supportive tools, and limited access to technical guidance on know-how.

Stakeholders also expressed the need for the National Bureau of Statistics to support them on technical aspects around data production, interpretation and its usage in their reports such as Regional and District Socioeconomic Profiles. With appropriate knowledge and understanding, the Regional Statistical Managers may be able to fill this gap.

However, it is crucial that there are more partners working with local government administrations on these issues by identifying and working together to address the underlying factors. Development partners with geographically focused initiatives, research and academic undertaking research in communities, the private sector and civil society could all come together and collectively work on joint efforts to address gaps in data at the sub-national level.

5.6 Establishing a mechanism for smooth flow, access and use of data

A clear mechanism for data to flow smoothly between various government departments and the national statistics office and for sharing between government departments is currently not in place. As a result, requests for data even from government to government institutions tend to take very long before they are responded to.

Stakeholders expressed limited guidance on what kind of data they need to collect and make available, as well as a calendar for doing so, as some of the challenges that would need to be addressed. Stakeholders came up with proposed solutions for NBS to:

¹⁴ Meeting of NBS regional managers on 25th June; thematic workshop on cities and sustainable development, 25-26th June, and the Kigoma Sub-National Data Roadmap Meeting on 29th June.

- Develop and disseminate clear guidance on institutional responsibilities for collection and sharing of data for tracking of various indicators, and discuss these with the appropriate institutions/departments in the Government for implementation.
- Prepare appropriate templates for submission of the information/data needed from other government ministries and departments along with a calendar for delivery of the information and discuss these with the institutions for implementation.
- Provide the necessary technical assistance to ensure the needed information is captured from existing arrangements for data collections where that is feasible.

Development of harmonized guidelines, templates and calendar will need to be made a priority in the short term in partnership with statistics departments in the NBS and the regional statistical managers representations.

As of August 2018, the Inter- Agency Expert Group on SDGs carried out two case studies on SDGs data flows from National to regional and global databases. The first case study completed in 2017 included 3 indicators that are of relevance to Tanzania. The 2018 case study carried out in collaboration with national statistical offices in Tanzania, Ethiopia, Botswana, Ghana and Cameroon covering 10 more SDGs indicators. Although the case studies were not specifically aimed at assessing data flow arrangements within the national statistical system, they have revealed presence of coordination challenges among and between national actors as well that could be alleviated by the national statistical office taking a more active role of setting up a national mechanism for data to flow more easily between partners in the national statistical system.

Thus, in order to help with the setting up of such a mechanism and development of tools and processes proposed by stakeholders for enhancing data flows for SDGs, a more comprehensive analysis can be done to cover more SDGs indicators, for instance all Tier I, and II indicators, that are already mapped to national development frameworks. The development of guidelines, templates and calendar can then be built around the same indicators while work on methodology for Tier III indicators continues at the global level.

5.7 Building a comprehensive statistical database on the United Republic of Tanzania

The data gaps assessment revealed that although some statistics are available for reporting on SDGs on Tanzania, many of them only provide partial information on the country (i.e. few are able to provide information on the United Republic of Tanzania. Instead many provide information either about the Mainland only or Zanzibar only). In some cases, although such information may be available for both sides of the Union separately it may still not be possible to aggregate it to produce statistics on the Union due to factors such as differences in data collection periods. This situation has led to a scenario for lack of statistics on the United Republic; statistics on Tanzania Mainland are used as proxy indicators for the United Republic.

The unique structure of Tanzania as a United Republic with two National Statistical Offices on each part of the Union, and the fact that international cooperation is one of the Union Matters necessitates that deliberate steps are taken to improve availability of data and statistics on the United Republic of Tanzania. Doing this will require building of stronger links and collaboration not only between National Statistical Offices in the two sides of the Union, but also stronger ties and collaboration between ministries, Departments and Agencies with similar or related responsibilities.

Some of the efforts to be considered in this area include:

- (i) Harmonization of data collection calendars
- (ii) Harmonization of methods and standards
- (iii) Entering of memoranda of understanding between MDAs on production and aggregation of data and statistics to produce indicators on the United Republic (e.g. on education sector, water sector, environment etc.)

The present effort on preparation of the National Strategies for the Development of Statistics on both sides of the Union and the SDGs data roadmap processes offers an opportunity for stakeholders to discuss and reach a common understanding about how these gaps can be addressed in holistic manner.

5.8 Collaboration with non-state actors and the International Data Community

The extent of information required for SDGs and FYDP II monitoring is beyond what can currently be produced within and by Government agencies for various reasons ranging from resource constraints, limitations in skills set for production of the needed information, as well as the information and assessments that need to be done by independent experts outside the government.

Moreover, a clear arrangement for onboarding, validating and approving data collected by third parties (and statistics generated from them) for use in monitoring and decision making is limited. Over the years, this situation has also affected data and statistics modelled by International Supranational Statistics Agencies (ISSA) which were often rejected by national agencies for reasons such as their not being consulted in the process of computing or modelling the indicators, or not having sufficient information to validate and/or accept them. During the ADAPT data gaps assessment stakeholders' workshops for example, stakeholders raised question about *where International Supranational and Statistics Agencies (ISSAs) got their data and statistics on Tanzania which they use for country comparisons when sector ministries and departments don't have such information.*

For SDGs, the IAEG-SDGs and UNSDs arrangements for "validation" by national authorities of indicators modeled by Custodian Agencies (CAs) and ISSAs that can help alleviate this problem has already been proposed.¹⁵ More proactive engagement of national agencies with SDGs custodian agencies and other ISSAs would still be needed however, and national authorities are especially encouraged to take a more proactive role in these processes.

The usefulness and advantage of national authorities engaging more with these categories of actors goes beyond simply filling data gaps, and extends to helping national authorities acquire more expertise they may not currently have and that will benefit their work in other areas as well.

¹⁵ See for example the Principles and practices of global data reporting and data sharing for the 2030 Sustainable Development Agenda: <https://unstats.un.org/unsd/unsystem/Documents-March2017/UNSystem-2017-2-HLF-Principles.pdf>

6. The National Strategy for the Development of Statistics as the Future Data Roadmap

During the process of development of the data roadmap, the NBS indicated its intention to use the Tanzania National Strategy for the Development of Statistics (NSDS) as the instrument through which national efforts on the Sustainable Development Data agenda would be accommodated. The first Tanzania Statistical Master Plan concluded on 30th June 2018, and a national process for the development of the next strategy, is already underway. The timelines of the process of development of the strategy is not yet known though it is expected to be within 2018/19.

As with TSMP, in order to be successful, the future strategy will require to be approached as a partnership that can coordinate efforts of government actors, reduce fragmentation and duplication of initiatives, and harness synergies from and with initiatives of stakeholders outside the government¹⁶. The lessons learned and stakeholder recommendations that are highlighted in this report are intended to assist in this effort.

At the same time, it is important to appreciate that various actors in different sectors of the economy may still have and/or need targeted efforts that addresses their issues and concerns in a deeper way that may be addressed by the next NSDS/TSMP. This means that, it will be important that individual institutions in the nations data ecosystem also invest in developing and implementing own institutional data roadmaps that will assist in channeling their efforts for improvement of data culture (production, management and use) within the organizations. The results of the data gaps assessment and lessons learned from stakeholders that are presented in this report are expected to serve these interests as well as point areas that require more attention.

The important role that high-level political leadership can play in unlocking most of the constraining elements highlighted in the lessons learned and recommendations chapter can also not be overstated. By demonstrating interest in using evidence from data in decision making, and signaling support for the data for development agenda, including interest in using alternative evidence gathered from efforts of non-state actors and international organizations they can help officials in government agencies build more confidence in how they approach data issues and collaborations for the same.

¹⁶ The World Bank through the Stats Cap Support, Government's Internal Sources, and support of other development partners and stakeholders with interests in development of the Tanzania National Statistical System. The NBS plans to retained a pooled funding arrangement and coordination mechanisms for stakeholders' support based a Sector Wide Approach (SWAP) arrangement.

Annexes

Annex 1: FYDP II-SDGs Indicators Mapping in ADAPT

FYDP II-SDGs INDICATORS MAPPING IN ADAPT			
Indicator	Tier	Applicability	Mapping
1.a.1 - Proportion of domestically generated resources allocated by the government directly to poverty reduction programmes	Tier 3	Yes	
1.a.2 - Proportion of total government spending on essential services (education, health and social protection)	Tier 2	Yes	FYDP II 2016/17 - 2020/21 - 2.3.4.9 Share of Government expenditure allocated to health sector %(S),
1.a.3 - Sum of total grants and non-debt-creating inflows directly allocated to poverty reduction programmes as a proportion of GDP	Tier 3	Yes	
1.b.1 - Proportion of government recurrent and capital spending to sectors that disproportionately benefit women, the poor and vulnerable groups	Tier 3	Yes	FYDP II 2016/17 - 2020/21 - 4.1.3.2 Recurrent budget %(S), FYDP II 2016/17 - 2020/21 - 4.1.3.3 Development budget %(S),
1.1.1 - Proportion of population below the international poverty line, by sex, age, employment status and geographical location (urban/rural)	Tier 1	Yes	FYDP II 2016/17 - 2020/21 - 2.3.1.1.2 Proportion of population below Basic Needs Poverty line (rural)(S), FYDP II 2016/17 - 2020/21 - 2.3.1.1.3 Proportion of population below basic needs poverty line (urban)(S), FYDP II 2016/17 - 2020/21 - 2.3.1.1.4 Proportion of population below food poverty line (national)(S), FYDP II 2016/17 - 2020/21 - 2.3.1.1.1 Proportion of population below Basic Needs Poverty line (National)(P),
1.2.1 - Proportion of population living below the national poverty line, by sex and age	Tier 1	Yes	FYDP II 2016/17 - 2020/21 - 2.3.1.1.5 Proportion of population below food poverty line (rural)(S), FYDP II 2016/17 - 2020/21 - 2.3.1.1.6 Proportion of population below food poverty line (urban)(S), FYDP II 2016/17 - 2020/21 - 2.3.1.1.7 Multi-dimension Poverty Index (MPI), Poverty Head Count (S), FYDP II 2016/17 - 2020/21 - 2.3.1.1.1 Proportion of population below Basic Needs Poverty line (National)(P), MKUZA III - .4 Proportion of population below the basic needs poverty linMKUZA III - .C.6.1 Proportion of Population below Food Poverty Line

1.2.2 - Proportion of men, women and children of all ages living in poverty in all its dimensions according to national definitions	Tier 2	Yes	FYDP II 2016/17 - 2020/21 - 2.3.1.1.7 Multi-dimension Poverty Index (MPI), Poverty Head Count (S), FYDP II 2016/17 - 2020/21 - 2.3.6.7 Average number of persons per sleeping room(S), FYDP II 2016/17 - 2020/21 - 2.3.1.1.1 Proportion of population below Basic Needs Poverty line (National)(S),
1.3.1 - Proportion of population covered by social protection floors/systems, by sex, distinguishing children, unemployed persons, older persons, persons with disabilities, pregnant women, newborns, workinjury victims and the poor and the vulnerable	Tier 2	Yes	FYDP II 2016/17 - 2020/21 - 2.3.8.2 Coverage of the social security schemes (P), MKUZA III - .A.7.1 Proportion of Vulnerable (poor) Households Served by Social Protection Schemes, disaggregated by Location
1.4.1 - Proportion of the population living in households with access to basic services	Tier 3	Yes	
1.4.2 - Proportion of total adult population with secure tenure rights to land, with legally recognized documentation and who perceive their rights to land as secure, by sex and by type of tenure	Tier 2	Yes	FYDP II 2016/17 - 2020/21 - 2.3.6.3 Number of property owners in unplanned settlements with residential licenses(S),
1.5.1 - Number of deaths, missing persons and persons affected by disaster per 100,000 people	Tier 2	Yes	OII - 1.20 Number of deaths, missing persons and persons affected by disaster per 100,000 people(P), FYDP II 2016/17 - 2020/21 - 2.7.1.7 Number of deaths and missing persons due to natural disasters(S),
1.5.2 - Direct disaster economic loss in relation to global gross domestic product (GDP)	Tier 2	Yes	OII - 1.85 Economic disaster(S),
1.5.3 - Number of countries that adopt and implement national disaster risk reduction strategies in line with the Sendai Framework for Disaster Risk Reduction 2015-2030	Tier 2	Yes	FYDP II 2016/17 - 2020/21 - 2.7.3.1 Proportion of districts with climate change and disaster risk reduction strategies (P)(S),
1.5.4 - Proportion of local governments that adopt and implement local disaster risk reduction strategies in line with national disaster risk reduction strategies	Tier 2	Yes	FYDP II 2016/17 - 2020/21 - 1.7.3.1 Proportion of districts with climate change and disaster risk reduction strategies (P)(S),
2.a.1 - The agriculture orientation index for government expenditures	Tier 2	Yes	
2.a.2 - Total official flows (official development assistance plus other official flows) to the agriculture sector	Tier 1	Yes	OII - 1.80 Total official flows (official development assistance plus other official flows) to the agriculture sector(P),
2.b.1 - Agricultural export subsidies	Tier 1	Yes	FYDP II 2016/17 - 2020/21 - 2.5.2.3 Share of livestock subsector exports to total export

			earnings %)(S),
2.c.1 - Indicator of food price anomalies	Tier 2	Yes	FYDP II 2016/17 - 2020/21 - 4.1.2.1 National Inflation rate %)(S), MKUZA III - .3 Inflation rate
2.1.1 - Prevalence of undernourishment	Tier 1	Yes	MKUZA III - .C.1.2 Prevalence of Malnutrition among Children under 5 years of Age, Disaggregated by Stunting, Wasting and Underweight(S), OII - 1.102 Prevalence of undernourishment among Children under 5 years of Age, Dis-aggregated by Stunting, Wasting and Underweight(S),
2.1.2 - Prevalence of moderate or severe food insecurity in the population, based on the Food Insecurity Experience Scale (FIES)	Tier 2	Yes	FYDP II 2016/17 - 2020/21 - 2.3.7.1 Food Self Sufficiency Ratio(P), MKUZA III - .C.6.2 Proportion of Households that are Food Secure
2.2.1 - Prevalence of stunting (height for age <-2 standard deviation from the median of the World Health Organization (WHO) Child Growth Standards) among children under 5 years of age	Tier 1	Yes	FYDP II 2016/17 - 2020/21 - 2.3.7.2 Prevalence of stunting in children aged 0 – 59 months(P), OII - 1.21 Children under 5 years overweight(S), FYDP II 2016/17 - 2020/21 - 2.3.7.3 Wasting (weight for height) of under-fives(S),
2.2.2 - Prevalence of malnutrition (weight for height >+2 or <-2 standard deviation from the median of the WHO Child Growth Standards) among children under 5 years of age, by type (wasting and overweight)	Tier 1	Yes	FYDP II 2016/17 - 2020/21 - 2.3.7.3 Wasting (weight for height) of under-fives(P), OII - 1.21 Children under 5 years overweight(S), FYDP II 2016/17 - 2020/21 - 2.3.7.2 Prevalence of stunting in children aged 0 – 59 months(S), FYDP II 2016/17 - 2020/21 - 2.3.7.7 Rate of Exclusive Breast Feeding (EBF) %)(S), FYDP II 2016/17 - 2020/21 - 2.3.7.6 Prevalence of Low Birth Weight (LBW) among children (Out of 53 delivered in a health facility)
2.3.1 - Volume of production per labour unit by classes of farming/pastoral/forestry enterprise size	Tier 3	Yes	FYDP II 2016/17 - 2020/21 - 2.5.3.2 Share of forestry subsector to GDP at current prices %)(S), FYDP II 2016/17 - 2020/21 - 2.3.6.12 Number of allocated farms (S),
2.3.2 - Average income of small-scale food producers, by sex and indigenous status	Tier 3	Yes	OII - 1.46 Average income of small-scale food producers, by sex and indigenous status(P),
2.4.1 - Proportion of agricultural area under productive and sustainable agriculture	Tier 3	Yes	FYDP II 2016/17 - 2020/21 - 2.3.6.12 Number of allocated farms (S), FYDP II 2016/17 - 2020/21 - 2.5.1.5 Farm land under irrigation (Hectares)(S),
2.5.1 - Number of plant and animal genetic resources for food and agriculture secured in either medium or long-term conservation facilities	Tier 2	Yes	
2.5.2 - Proportion of local breeds classified as being at risk, not-at-risk or at unknown level of risk of	Tier 2	Yes	

extinction			
3.a.1 - Age-standardized prevalence of current tobacco use among persons aged 15 years and older	Tier 1	Yes	
3.b.1 - Proportion of the target population covered by all vaccines included in their national programme	Tier 2	Yes	OII - 1.18 Proportion of the population with access to affordable medicines and vaccines on a sustainable basis(S),
3.b.2 - Total net official development assistance to the medical research and basic health sectors	Tier 1	Yes	
3.b.3 - Proportion of health facilities that have a core set of relevant essential medicines available and affordable on a sustainable basis	Tier 3	Yes	
3.c.1 - Health worker density and distribution	Tier 1	Yes	OII - 1.1 Health worker density and distribution(P),
3.d.1 - International Health Regulations (IHR) capacity and health emergency preparedness	Tier 1	Yes	
3.1.1 - Maternal mortality ratio	Tier 1	Yes	FYDP II 2016/17 - 2020/21 - 2.3.4.4 Maternal mortality rate per 100,000 births(P), FYDP II 2016/17 - 2020/21 - 2.3.4.3 Births attended by a skilled health worker (S), MKUZA III - .C.1.1 Mortality Rate (Neonatal, Infant, Child, Maternal)
3.1.2 - Proportion of births attended by skilled health personnel	Tier 1	Yes	FYDP II 2016/17 - 2020/21 - 2.3.4.3 Births attended by a skilled health worker (S)(P),
3.2.1 - Under-five mortality rate	Tier 1	Yes	FYDP II 2016/17 - 2020/21 - 2.3.4.2 Under five mortality rate per 1,000 births(P), FYDP II 2016/17 - 2020/21 - 2.3.4.1 Infant Mortality Rate per 1,000 births(S), MKUZA III - .C.1.1 Mortality Rate (Neonatal, Infant, Child, Maternal)
3.2.2 - Neonatal mortality rate	Tier 1	Yes	FYDP II 2016/17 - 2020/21 - 2.3.4.1 Infant Mortality Rate per 1,000 births(S), MKUZA III - .C.1.1 Mortality Rate (Neonatal, Infant, Child, Maternal)
3.3.1 - Number of new HIV infections per 1,000 uninfected population, by sex, age and key populations	Tier 2	Yes	FYDP II 2016/17 - 2020/21 - 2.3.4.6 National HIV prevalence rate (S),
3.3.2 - Tuberculosis incidence per 100,000 population	Tier 1	Yes	OII - 1.19 Tuberculosis incidence per 1,000 population(S),
3.3.3 - Malaria incidence per 1,000 population	Tier 1	Yes	OII - 1.2 Malaria incidence per 1,000 population(P),
3.3.4 - Hepatitis B incidence per 100,000 population	Tier 2	Yes	OII - 1.3 Hepatitis B incidence per 100,000 population(P),

3.3.5 - Number of people requiring interventions against neglected tropical diseases	Tier 1	Yes	OII - 1.4 Number of people requiring interventions against neglected tropical diseases(P),
3.4.1 - Mortality rate attributed to cardiovascular disease, cancer, diabetes or chronic respiratory disease	Tier 1	Yes	FYDP II 2016/17 - 2020/21 - 2.3.4.5 Life expectancy (Years)(S),
3.4.2 - Suicide mortality rate	Tier 1	Yes	FYDP II 2016/17 - 2020/21 - 2.3.4.5 Life expectancy (Years)(S),
3.5.1 - Coverage of treatment interventions (pharmacological, psychosocial and rehabilitation and aftercare services) for substance use disorders	Tier 3	Yes	OII - 1.6 Coverage of treatment interventions (pharmacological, psychosocial and rehabilitation and aftercare services) for substance use disorders(P),
3.5.2 - Harmful use of alcohol, defined according to the national context as alcohol per capita consumption (aged 15 years and older) within a calendar year in litres of pure alcohol	Tier 1	Yes	OII - 1.7 Harmful use of alcohol, defined according to the national context as alcohol per capita consumption (aged 15 years and older) within a calendar year in litres of pure alcohol(P),
3.6.1 - Death rate due to road traffic injuries	Tier 1	Yes	OII - 1.8 Death rate due to road traffic injuries(P),
3.7.1 - Proportion of women of reproductive age (aged 15-49 years) who have their need for family planning satisfied with modern methods	Tier 1	Yes	OII - 1.5 Proportion of women of reproductive age (aged 15-49 years) who have their need for family planning satisfied with modern methods(P),
3.7.2 - Adolescent birth rate (aged 10-14 years; aged 15-19 years) per 1,000 women in that age group	Tier 2	Yes	OII - 1.6 Adolescent birth rate (aged 10-14 years; aged 15-19 years) per 1,000 women in that age group(P),
3.8.1 - Coverage of essential health services (defined as the average coverage of essential services based on tracer interventions that include reproductive, maternal, newborn and child health, infectious diseases, non-communicable diseases and service capacity a	Tier 3	Yes	FYDP II 2016/17 - 2020/21 - 2.3.1.1 Human development Index(S),
3.8.2 - Proportion of population with large household expenditures on health as a share of total household expenditure or income	Tier 2	Yes	OII - 1.7 Number of people covered by health insurance or a public health system per 1,000 population(S),
3.9.1 - Mortality rate attributed to household and ambient air pollution	Tier 1	Yes	OII - 1.12 Mortality rate attributed to household and ambient air pollution(S),
3.9.2 - Mortality rate attributed to unsafe water, unsafe sanitation and lack of hygiene (exposure to unsafe Water, Sanitation and Hygiene for All (WASH) services)	Tier 1	Yes	OII - 1.8 Mortality rate attributed to unsafe water, unsafe sanitation and lack of hygiene (exposure to unsafe Water, Sanitation and Hygiene for All (WASH) services)(P),
3.9.3 - Mortality rate attributed to unintentional poisoning	Tier 1	Yes	

4.a.1 - Proportion of schools with access to: (a) electricity; (b) the Internet for pedagogical purposes; (c) computers for pedagogical purposes; (d) adapted infrastructure and materials for students with disabilities; (e) basic drinking water; (f) singlesex basi	Tier 2	Yes	FYDP II 2016/17 - 2020/21 - 2.2.10 Primary Schools with clean water (%) (S), FYDP II 2016/17 - 2020/21 - 2.2.11 Primary Schools with electricity (%) (S), FYDP II 2016/17 - 2020/21 - 2.2.7 Primary Education Pupils to Latrine Ratio (Boys) (S), FYDP II 2016/17 - 2020/21 - 2.2.8 Primary Education Pupils to Latrine Ratio (Girls) (S), FYDP II 2016/17 - 2020/21 - 2.2.3.5 Pupils to latrine ratio in lower secondary schools (S), FYDP II 2016/17 - 2020/21 - 2.2.3.6 Proportion of lower secondary schools with electricity (%) (S), MKUZA III - .C.2.4 Proportion of Schools with Access to Electricity, Computer, Basic Drinking Water, Sanitation Services and Internet (S),
4.b.1 - Volume of official development assistance flows for scholarships by sector and type of study	Tier 1	Yes	OII - 1.87 Volume of official development assistance flows for scholarships by sector and type of study (P),
4.c.1 - Proportion of teachers in: (a) pre-primary; (b) primary; (c) lower secondary; and (d) upper secondary education who have received at least the minimum organized teacher training (e.g. pedagogical training) pre-service or in-service required for teaching a	Tier 1	Yes	FYDP II 2016/17 - 2020/21 - 2.2.4 Primary Education Pupils to Teacher Ratio (S), FYDP II 2016/17 - 2020/21 - 2.2.3.3 Pupils to teacher ratio in lower secondary schools by subject (S), FYDP II 2016/17 - 2020/21 - 2.1.3 Early learning Pupil to qualified teacher ratio (PTR) (S), FYDP II 2016/17 - 2020/21 - 2.1.4 Early learning qualified teachers (%) (S),
4.1.1 - Proportion of children and young people: (a) in grades 2/3; (b) at the end of primary; and (c) at the end of lower secondary achieving at least a minimum proficiency level in (i) reading and (ii) mathematics, by sex	Tier 3	Yes	FYDP II 2016/17 - 2020/21 - 2.2.1 Primary Education Gross Enrolment Ratio (%) (S), FYDP II 2016/17 - 2020/21 - 2.2.2 Primary Education Net Enrolment Ratio (% of eligible) (S), FYDP II 2016/17 - 2020/21 - 2.2.3.1 Gross enrolment ratio in lower secondary schools (S), FYDP II 2016/17 - 2020/21 - 2.2.3.2 Net enrolment ratio in lower education (% of eligible) (S), FYDP II 2016/17 - 2020/21 - 2.2.12 Transition rate from Standard Seven to Form One (%) (S), FYDP II 2016/17 - 2020/21 - 2.2.3.7 Students passing Form IV examination (%) (S), FYDP II 2016/17 - 2020/21 - 2.2.5 Primary Education Pupils to Text Book ratio (S), FYDP II 2016/17 - 2020/21 - 2.2.9 Primary Education Pupils to desk Ratio (S), FYDP II 2016/17 - 2020/21 - 2.2.3.8 Transition rate from Form IV to Form V (%) (S), MKUZA III - .C.2.2 Pass Rate, by Level
4.2.1 - Proportion of children under 5 years of age who are developmentally on track in health, learning and psychosocial well-being, by sex	Tier 3	Yes	

4.2.2 - Participation rate in organized learning (one year before the official primary entry age), by sex	Tier 1	Yes	FYDP II 2016/17 - 2020/21 - 2.1.2 Early learning Net Enrolment Ratio (% of eligible)(S), FYDP II 2016/17 - 2020/21 - 2.1.1 Early learning Gross Enrolment Ratio (%)(S),
4.3.1 - Participation rate of youth and adults in formal and non-formal education and training in the previous 12 months, by sex	Tier 2	Yes	FYDP II 2016/17 - 2020/21 - 2.2.4.1 Gross Enrolment Ratio in higher secondary schools (%)(S), FYDP II 2016/17 - 2020/21 - 2.2.4.2 Net Enrolment Ratio in higher secondary schools (% of eligible)(S), FYDP II 2016/17 - 2020/21 - 2.2.5.1 Higher education enrolment rate (%)(S), FYDP II 2016/17 - 2020/21 - 2.2.5.2 Higher education enrolment rate (male)(S), FYDP II 2016/17 - 2020/21 - 2.2.5.3 Higher education enrolment rate (female)(S), FYDP II 2016/17 - 2020/21 - 2.3.3.1.1 Tertiary education gross enrolment rate (%)(S), FYDP II 2016/17 - 2020/21 - 2.3.3.1.2 Annual number of students graduating from tertiary or higher education(S), FYDP II 2016/17 - 2020/21 - 2.3.3.3.1 People with skills obtained through informal system learning for six priority sectors (annually)(S), FYDP II 2016/17 - 2020/21 - 2.3.3.3.2 Number of Interns or graduates in training at work places (annually)(S), FYDP II 2016/17 - 2020/21 - 2.3.3.3.3 Number of students in apprenticeship training at work places (annually)(S), FYDP II 2016/17 - 2020/21 - 2.2.3 Percentage of cohort passing Primary School Leaving Examination (PSLE)(S), FYDP II 2016/17 - 2020/21 - 2.2.4.3 Net Enrolment Ratio in higher secondary schools (male)(S), FYDP II 2016/17 - 2020/21 - 2.2.4.4 Net Enrolment Ratio in higher secondary schools (female)(S), FYDP II 2016/17 - 2020/21 - 2.2.4.5 Students passing Form VI examinations (%)(S), FYDP II 2016/17 - 2020/21 - 2.3.3.2.1 Annual number of graduates from vocational schools(S), FYDP II 2016/17 - 2020/21 - 2.3.3.1.3 Science and engineering students graduating from tertiary or higher education annually (%)(S), FYDP II 2016/17 - 2020/21 - 2.3.3.1.4 Women or girls students graduating from tertiary or higher education (%)(S),
4.4.1 - Proportion of youth and adults with information and communications technology (ICT) skills, by type of skill	Tier 2	Yes	FYDP II 2016/17 - 2020/21 - 2.3.3.4.3 Improvement in satisfaction of employers with quality of local employees (%)(S), FYDP II 2016/17 - 2020/21 - 2.9.2.10 Proportion of businesses using high speed mobile internet(S),

4.5.1 - Parity indices (female/male, rural/urban, bottom/top wealth quintile and others such as disability status, indigenous peoples and conflict-affected, as data become available) for all education indicators on this list that can be disaggregated	Tier 3	Yes	FYDP II 2016/17 - 2020/21 - 2.3.8.4 Proportion of children with disability attending primary school (%) (S),
4.6.1 - Percentage of population in a given age group achieving at least a fixed level of proficiency in functional (a) literacy and (b) numeracy skills, by sex	Tier 2	Yes	FYDP II 2016/17 - 2020/21 - 2.3.3.4.1 Working population with high level skills (%) (S), FYDP II 2016/17 - 2020/21 - 2.3.3.4.2 Working population with middle level skills (%) (S), FYDP II 2016/17 - 2020/21 - 2.2.13 Adult literacy rate (%) (P), MKUZA III - .C.2.1 Literacy Rate, by Sex (S),
4.7.1 - Extent to which (i) global citizenship education and (ii) education for sustainable development, including gender equality and human rights, are mainstreamed at all levels in: (a) national education policies, (b) curricula, (c) teacher education and (d) s	Tier 3	Yes	
5.a.1 - (a) Proportion of total agricultural population with ownership or secure rights over agricultural land, by sex; and (b) share of women among owners or rights-bearers of agricultural land, by type of tenure	Tier 2	Yes	OII - 1.14 (a) Proportion of total agricultural population with ownership or secure rights over agricultural land, by sex; and (b) share of women among owners or rights-bearers of agricultural land, by type of tenure (P), MKUZA III - .E.2.2 Proportion of Women who Possess Land, Houses and Other key Assets
5.a.2 - Proportion of countries where the legal framework (including customary law) guarantees women's equal rights to land ownership and/or control	Tier 2	Yes	FYDP II 2016/17 - 2020/21 - 2.3.6.8 Households which own houses they live in (%) (S),
5.b.1 - Proportion of individuals who own a mobile telephone, by sex	Tier 1	Yes	FYDP II 2016/17 - 2020/21 - 2.9.2.10 Proportion of businesses using high speed mobile internet (S), OII - 1.77 mobile phone ownership (S),
5.c.1 - Proportion of countries with systems to track and make public allocations for gender equality and women's empowerment	Tier 2	Yes	
5.1.1 - Whether or not legal frameworks are in place to promote, enforce and monitor equality and non-discrimination on the basis of sex	Tier 3	Yes	OII - 1.48 Whether or not legal frameworks are in place to promote, enforce and monitor equality and non-discrimination on the basis of sex (P),

5.2.1 - Proportion of ever-partnered women and girls aged 15 years and older subjected to physical, sexual or psychological violence by a current or former intimate partner in the previous 12 months, by form of violence and by age	Tier 2	Yes	OII - 1.9 Proportion of ever-partnered women and girls aged 15 years and older subjected to physical, sexual or psychological violence by a current or former intimate partner in the previous 12 months, by form of violence and by age(P),
5.2.2 - Proportion of women and girls aged 15 years and older subjected to sexual violence by persons other than an intimate partner in the previous 12 months, by age and place of occurrence	Tier 2	Yes	OII - 1.10 Proportion of women and girls aged 15 years and older subjected to sexual violence by persons other than an intimate partner in the previous 12 months, by age and place of occurrence(P),
5.3.1 - Proportion of women aged 20-24 years who were married or in a union before age 15 and before age 18	Tier 2	Yes	OII - 1.11 Proportion of women aged 20-24 years who were married or in a union before age 15 and before age 18(P),
5.3.2 - Proportion of girls and women aged 15-49 years who have undergone female genital mutilation/cutting, by age	Tier 2	Yes	OII - 1.12 Proportion of girls and women aged 15-49 years who have undergone female genital mutilation/cutting, by age(P),
5.4.1 - Proportion of time spent on unpaid domestic and care work, by sex, age and location	Tier 2	Yes	OII - 1.19 Proportion of time spent on unpaid domestic and care work, by sex, age and location(P),
5.5.1 - Proportion of seats held by women in national parliaments and local governments	Tier 3	Yes	FYDP II 2016/17 - 2020/21 - 2.3.9.4 Seats of Women in Parliament (% of total)(P),
5.5.2 - Proportion of women in managerial positions	Tier 1	Yes	OII - 1.20 Proportion of women in managerial positions(P),
5.6.1 - Proportion of women aged 15-49 years who make their own informed decisions regarding sexual relations, contraceptive use and reproductive health care	Tier 2	Yes	OII - 1.13 Proportion of women aged 15-49 years who make their own informed decisions regarding sexual relations, contraceptive use and reproductive health care(P),
5.6.2 - Number of countries with laws and regulations that guarantee women aged 15-49 years access to sexual and reproductive health care, information and education	Tier 3	Yes	
6.a.1 - Amount of water- and sanitation-related official development assistance that is part of a government-coordinated spending plan	Tier 1	Yes	OII - 1.91 Amount of water- and sanitation-related official development assistance that is part of a government-coordinated spending plan(S),
6.b.1 - Proportion of local administrative units with established and operational policies and procedures for participation of local communities in water and sanitation management	Tier 1	Yes	OII - 1.22 Proportion of local administrative units with established and operational policies and procedures for participation of local communities in water and sanitation management(P),

6.1.1 - Proportion of population using safely managed drinking water services	Tier 2	Yes	FYDP II 2016/17 - 2020/21 - 2.5.11 Access to safe water and sanitation in urban areas (% of total)(S), FYDP II 2016/17 - 2020/21 - 2.5.12 Access to safe water and sanitation in rural areas (% of total)(S), FYDP II 2016/17 - 2020/21 - 2.5.3 Population with access to piped or protected water as their main source in regional centres (%) (S), FYDP II 2016/17 - 2020/21 - 2.5.7 Dar es salaam population with access to piped or protected water as their main source (%) (S), FYDP II 2016/17 - 2020/21 - 2.5.5 Non Renewable Water (NRW) for regional centres (%) (S), FYDP II 2016/17 - 2020/21 - 2.5.6 Population with access to piped or protected water as their main source in district capitals and small town areas (%) (S), FYDP II 2016/17 - 2020/21 - 2.5.1 Rural population with access to piped or protected water as their main source (%) (S), MKUZA III - .C.1.5 Proportion of Households with Access to Safe and Clean Water, Disaggregated by Area(S),
6.2.1 - Proportion of population using safely managed sanitation services, including a hand-washing facility with soap and water	Tier 2	Yes	FYDP II 2016/17 - 2020/21 - 2.3.4.7 Access to safe water and sanitation in urban areas (% of total)(S), FYDP II 2016/17 - 2020/21 - 2.3.4.8 Access to safe water and sanitation in rural areas (% of total)(S), FYDP II 2016/17 - 2020/21 - 2.3.5.2 Proportion of the households with improved sanitation facilities in rural areas (%) (S),
6.3.1 - Proportion of wastewater safely treated	Tier 2	Yes	OII - 1.49 Number of discharge permits granted(S), FYDP II 2016/17 - 2020/21 - 2.3.5.4 Households connected to conventional public sewer systems in regional centres (%) (S), FYDP II 2016/17 - 2020/21 - 2.3.5.8 Household connected to conventional public sewer systems in Dar es Salaam (%) (S),
6.3.2 - Proportion of bodies of water with good ambient water quality	Tier 3	Yes	OII - 1.14 Number of focused water quality monitoring networks established(S), OII - 1.88 Proportion of bodies of water with good ambient water quality(P),
6.4.1 - Change in water-use efficiency over time	Tier 2	Yes	FYDP II 2016/17 - 2020/21 - 2.3.5.9 Non Renewable Water (NRW) for Dar es Salaam (%) (S), OII - 1.90 Change in water-use efficiency over time
6.4.2 - Level of water stress: freshwater withdrawal as a proportion of available freshwater resources	Tier 1	Yes	OII - 1.52 Level of water stress: freshwater withdrawal as a proportion of available freshwater resources(P),
6.5.1 - Degree of integrated water resources management	Tier 2	Yes	OII - 1.24 Number of Integrated Water Resource Management Development Plans

implementation (0-100)			(IWRMDP)(P),
6.5.2 - Proportion of transboundary basin area with an operational arrangement for water cooperation	Tier 2	Yes	OII - 1.24 Number of Integrated Water Resource Management Development Plans (IWRMDP)(S),
6.6.1 - Change in the extent of water-related ecosystems over time	Tier 3	Yes	OII - 1.50 Number of water sources demarcated and gazetted for protection and conservation.(S), FYDP II 2016/17 - 2020/21 - 2.3.5.10 Number of water sources demarcated and gazetted for protection and conservation (S),
7.a.1 - International financial flows to developing countries in support of clean energy research and development and renewable energy production, including in hybrid systems	Tier 2	Yes	
7.b.1 - Investments in energy efficiency as a percentage of GDP and the amount of foreign direct investment in financial transfer for infrastructure and technology to sustainable development services	Tier 3	Yes	FYDP II 2016/17 - 2020/21 - 1.1.9 Foreign Direct Investments(S),
7.1.1 - Proportion of population with access to electricity	Tier 1	Yes	FYDP II 2016/17 - 2020/21 - 4.2.4.1 Electrical power generation (MW)(S), FYDP II 2016/17 - 2020/21 - 4.2.4.2 Regions connected to national electricity grid(S), FYDP II 2016/17 - 2020/21 - 4.2.4.3 National electricity grid length (ikm)(S), FYDP II 2016/17 - 2020/21 - 4.2.4.4 Per capita electricity consumption (KWh)(S), FYDP II 2016/17 - 2020/21 - 4.3.4 Getting electricity (global rank)(S), MKUZA III - .C.3.2 Proportion of Households Connected to Electricity, Disaggregated by Area
7.1.2 - Proportion of population with primary reliance on clean fuels and technology	Tier 1	Yes	FYDP II 2016/17 - 2020/21 - 4.2.4.2 Regions connected to national electricity grid(S), FYDP II 2016/17 - 2020/21 - 4.2.4.3 National electricity grid length (ikm)(S),
7.2.1 - Renewable energy share in the total final energy consumption	Tier 1	Yes	FYDP II 2016/17 - 2020/21 - 2.7.1.2 Proportion of energy derived from renewable or green energy (%) (S), MKUZA III - .C.3.3 Proportion of Household Using Other Energy Sources for Cooking, Disaggregated by Area and Type
7.3.1 - Energy intensity measured in terms of primary energy and GDP	Tier 1	Yes	FYDP II 2016/17 - 2020/21 - 4.2.4.1 Electrical power generation (MW)(S),
8.a.1 - Aid for Trade commitments and disbursements	Tier 1	Yes	
8.b.1 - Existence of a developed and operationalized national strategy for youth employment, as a distinct strategy or as part of a national	Tier 3	Yes	FYDP II 2016/17 - 2020/21 - 1.1.2 Proportion of actually disbursed amounts of funds compared to total budget(S),

employment strategy			
8.1.1 - Annual growth rate of real GDP per capita	Tier 1	Yes	FYDP II 2016/17 - 2020/21 - 4.1.1.1 Economic Growth, real (%) (P), MKUZA III - .2 GDP Growth Rate(S),
8.2.1 - Annual growth rate of real GDP per employed person	Tier 1	Yes	FYDP II 2016/17 - 2020/21 - 4.1.1.1 Economic Growth, real (%) (S), FYDP II 2016/17 - 2020/21 - 2.7.1.1 Share of GDP accruing from sustainable utilization of forest, water and marine resources , at current prices (%) (S), FYDP II 2016/17 - 2020/21 - 4.1.1.2 Per capita Gross Domestic Product (GDP), nominal (US\$) (P), FYDP II 2016/17 - 2020/21 - 2.10.1 Creative Industry real growth rate, (%) (S), FYDP II 2016/17 - 2020/21 - 2.10.2 Share of creative industry to GDP (current, %) (S), FYDP II 2016/17 - 2020/21 - 2.8.1 Share of tourism sector to GDP at current prices (%) (S), FYDP II 2016/17 - 2020/21 - 2.8.2 Tourism sector real growth rate (%) (S), MKUZA III - .2 GDP Growth Rate(S),
8.3.1 - Proportion of informal employment in non-agriculture employment, by sex	Tier 2	Yes	OII - 1.25 Proportion of informal employment in non-agriculture employment, by sex(P),
8.4.1 - Material footprint, material footprint per capita, and material footprint per GDP	Tier 3	Yes	OII - 1.26 Material footprint, material footprint per capita, and material footprint per GDP(P),
8.4.2 - Domestic material consumption, domestic material consumption per capita, and domestic material consumption per GDP	Tier 1	Yes	OII - 1.27 Domestic material consumption, domestic material consumption per capita, and domestic material consumption per GDP(P),
8.5.1 - Average hourly earnings of female and male employees, by occupation, age and persons with disabilities	Tier 2	Yes	OII - 1.28 Average hourly earnings of female and male employees, by occupation, age and persons with disabilities(P),
8.5.2 - Unemployment rate, by sex, age and persons with disabilities	Tier 1	Yes	FYDP II 2016/17 - 2020/21 - 2.3.1.3.1 Unemployment rate (%) (P), MKUZA III - .B.1.1 Employment Rate (disaggregated by Age, Education level, Occupation type, Sex, Sector , Disability and Area)(S),
8.6.1 - Proportion of youth (aged 15-24 years) not in education, employment or training	Tier 1	Yes	OII - 1.29 Proportion of youth (aged 15-24 years) not in education, employment or training(P), MKUZA III - .B.1.2 Percentage of Youth Aged 15-35 not in Education, Employment or TrainingMKUZA III - .B.1.3 Percentage of Youth Aged 15-24 not in Education, Employment or Training
8.7.1 - Proportion and number of children aged 5-17 years engaged in	Tier 1	Yes	FYDP II 2016/17 - 2020/21 - 2.3.8.5 Children aged 5-17 engaging in child labour (%) (P),

child labour, by sex and age			
8.8.1 - Frequency rates of fatal and non-fatal occupational injuries, by sex and migrant status	Tier 2	Yes	OII - 1.84 Frequency rates of fatal and non-fatal occupational injuries, by sex and migrant status(P),
8.8.2 - Level of national compliance of labour rights (freedom of association and collective bargaining) based on International Labour Organization (ILO) textual sources and national legislation, by sex and migrant status	Tier 2	Yes	
8.9.1 - Tourism direct GDP as a proportion of total GDP and in growth rate	Tier 2	Yes	FYDP II 2016/17 - 2020/21 - 2.8.1 Share of tourism sector to GDP at current prices %(P), FYDP II 2016/17 - 2020/21 - 2.8.9 Earnings from tourists (US\$ billion)(S), FYDP II 2016/17 - 2020/21 - 2.8.3 Number of tourists (arrivals)(S),
8.9.2 - Proportion of jobs in sustainable tourism industries out of total tourism jobs	Tier 3	Yes	OII - 1.30 Number of jobs in tourism industries as a proportion of total jobs and growth rate of jobs, by sex(P), FYDP II 2016/17 - 2020/21 - 2.8.7 Share of tourism sector employment to total employment %(S), FYDP II 2016/17 - 2020/21 - 2.8.6 Number of employees in tourism sector(S),
8.10.1 - (a) Number of commercial bank branches per 100,000 adults and (b) number of automated teller machines (ATMs) per 100,000 adults	Tier 1	Yes	OII - 1.31 Number of commercial bank branches and automated teller machines (ATMs) per 100,000 adults(P),
8.10.2 - Percentage of adults (15 years and older) with an account at a bank or other financial institution or with a mobile money service provider	Tier 1	Yes	FYDP II 2016/17 - 2020/21 - 4.1.4.2 Population with bank accounts %(S),
9.a.1 - Total official international support (official development assistance plus other official flows) to infrastructure	Tier 1	Yes	FYDP II 2016/17 - 2020/21 - 4.2.1 Infrastructure position in global ranking(S), OII - 1.9.a.1 Total official international support (official development assistance plus other official flows) to infrastructure(P),
9.b.1 - Proportion of medium and high-tech industry value added in total value added	Tier 1	Yes	OII - 1.51 Proportion of medium and high-tech industry value added in total value added(P),
9.c.1 - Proportion of population covered by a mobile network, by technology	Tier 1	Yes	FYDP II 2016/17 - 2020/21 - 4.2.5.2 Population using internet %(S), FYDP II 2016/17 - 2020/21 - 4.2.5.3 Proportion of public institutions connected to e-Government(S),

9.1.1 - Proportion of the rural population who live within 2 km of an all-season road	Tier 3	Yes	FYDP II 2016/17 - 2020/21 - 4.2.1 Infrastructure position in global ranking(S), FYDP II 2016/17 - 2020/21 - 4.2.1.1 Roads position in global ranking(S), FYDP II 2016/17 - 2020/21 - 2.4.8 People reported to travel a long distance to health services facilities (%) (S), FYDP II 2016/17 - 2020/21 - 4.2.1.2 Proportion of paved roads in total road network (%) (S), MKUZA III - .A.2.3 Proportion of Rural and Urban Population who live within 2km of all-Season Roads(S),
9.1.2 - Passenger and freight volumes, by mode of transport	Tier 1	Yes	FYDP II 2016/17 - 2020/21 - 4.2.2.1 Railways position in global ranking(S), FYDP II 2016/17 - 2020/21 - 4.2.3.2 Cargo freight per year ('millions of tons')(S), FYDP II 2016/17 - 2020/21 - 4.2.3.1 Ports position in global ranking(S), FYDP II 2016/17 - 2020/21 - 4.2.2.2 Standard gauge railway constructed (km)(S), MKUZA III - .A.2.1 Freight Volume by Mode of Transport(S), MKUZA III - .A.2.2 Number of Passengers, by Mode of Transport(S),
9.2.1 - Manufacturing value added as a proportion of GDP and per capita	Tier 1	Yes	FYDP II 2016/17 - 2020/21 - 4.1.1.2 Per capita Gross Domestic Product (GDP), nominal (US\$)(S), FYDP II 2016/17 - 2020/21 - 2.8.1 Share of tourism sector to GDP at current prices (%) (S), FYDP II 2016/17 - 2020/21 - 2.2.1 Share of Manufacturing sector to GDP at current prices (%) (P), FYDP II 2016/17 - 2020/21 - 2.2.5 Share of low tech manufacturing exports (%) (S), FYDP II 2016/17 - 2020/21 - 2.2.6 Share of medium tech manufacturing exports (%) (S), FYDP II 2016/17 - 2020/21 - 2.2.7 Share of high tech manufacturing exports (%) (S), FYDP II 2016/17 - 2020/21 - 2.2.4 Share of resource based manufacturing exports (%) (S), MKUZA III - .A.5.4 Contribution of Manufacturing to GDP(S),
9.2.2 - Manufacturing employment as a proportion of total employment	Tier 1	Yes	FYDP II 2016/17 - 2020/21 - 2.1.4 Share of employment of overall industrial sector (%) (S), FYDP II 2016/17 - 2020/21 - 2.2.3 Share of Manufacturing sector employment to total employment (%) (P), FYDP II 2016/17 - 2020/21 - 2.5.2.4 Share of livestock subsector employment to total employment (%) (S), OII - 1.92 Manufacturing value added as a proportion of GDP and per capita(S),
9.3.1 - Proportion of small-scale industries in total industry value added	Tier 2	Yes	OII - 1.32 Proportion of small-scale industries in total industry value added(S),

9.3.2 - Proportion of small-scale industries with a loan or line of credit	Tier 2	Yes	FYDP II 2016/17 - 2020/21 - 4.1.4.4 Loans to private sector as share of gross domestic product (GDP) (%) (S), FYDP II 2016/17 - 2020/21 - 4.3.6 Getting credit (global rank) (S),
9.4.1 - CO2 emission per unit of value added	Tier 1	Yes	FYDP II 2016/17 - 2020/21 - 2.7.2.2 Reduction in charcoal consumption in urban areas (%) (S), OII - 1.93 CO2 emission per unit of value added
9.5.1 - Research and development expenditure as a proportion of GDP	Tier 1	Yes	FYDP II 2016/17 - 2020/21 - 4.1.3.3 Development budget (%) (S), FYDP II 2016/17 - 2020/21 - 2.9.1.1 Share of R&D expenditure to GDP (%) (P), FYDP II 2016/17 - 2020/21 - 4.1.1.2 Per capita Gross Domestic Product (GDP), nominal (US\$) (S), FYDP II 2016/17 - 2020/21 - 2.3.4.9 Share of Government expenditure allocated to health sector (%) (S), FYDP II 2016/17 - 2020/21 - 2.9.2.2 R&D expenditure by private sector (%) (S), FYDP II 2016/17 - 2020/21 - 2.9.2.1 R&D expenditure by public sector (%) (S), FYDP II 2016/17 - 2020/21 - 2.9.1.2 Total R&D expenditure (TZS billion) (S), FYDP II 2016/17 - 2020/21 - 2.9.1.4 Share of R&D expenditure on manufacturing (%) (S), FYDP II 2016/17 - 2020/21 - 2.9.1.3 Share of R&D expenditure on agriculture (%) (S), FYDP II 2016/17 - 2020/21 - 2.9.1.5 Share of R&D expenditure on mining, construction & utilities (%) (S), FYDP II 2016/17 - 2020/21 - 2.9.1.6 Share of R&D expenditure on services (%) (S),
9.5.2 - Researchers (in full-time equivalent) per million inhabitants	Tier 1	Yes	OII - 1.33 Researchers (in full-time equivalent) per million inhabitants (P), FYDP II 2016/17 - 2020/21 - 2.9.2.3 Number of qualified researchers (S),
10.a.1 - Proportion of tariff lines applied to imports from least developed countries and developing countries with zero-tariff	Tier 1	Yes	
10.b.1 - Total resource flows for development, by recipient and donor countries and type of flow (e.g. official development assistance, foreign direct investment and other flows)	Tier 1	Yes	
10.c.1 - Remittance costs as a proportion of the amount remitted	Tier 2	Yes	
10.1.1 - Growth rates of household expenditure or income per capita among the bottom 40 per cent of the population and the total population	Tier 1	Yes	FYDP II 2016/17 - 2020/21 - 2.3.1.2.1 Income Inequality (National) (S), FYDP II 2016/17 - 2020/21 - 2.3.1.2.2 Income Inequality (rural) (S), FYDP II 2016/17 - 2020/21 - 2.3.1.2.3 Income Inequality (urban) (S), FYDP II 2016/17 - 2020/21 - 2.3.1.2.4 Income growth of the bottom 40 % of the population (S),

10.2.1 - Proportion of people living below 50 per cent of median income, by age, sex and persons with disabilities	Tier 3	Yes	OII - 1.34 Proportion of people living below 50 per cent of median income, by age, sex and persons with disabilities(P),
10.3.1 - Proportion of the population reporting having personally felt discriminated against or harassed within the previous 12 months on the basis of a ground of discrimination prohibited under international human rights law	Tier 3	Yes	
10.4.1 - Labour share of GDP, comprising wages and social protection transfers	Tier 2	Yes	
10.5.1 - Financial Soundness Indicators	Tier 3	Yes	
10.6.1 - Proportion of members and voting rights of developing countries in international organizations	Tier 1	Yes	OII - 1.66 Number of international organizations of which Tanzanian is a member and has voting rights as a developing country(P),
10.7.1 - Recruitment cost borne by employee as a proportion of yearly income earned in country of destination	Tier 3	Yes	OII - 1.73 Recruitment cost borne by employee as a proportion of yearly income earned in country of destination(S),
10.7.2 - Number of countries that have implemented well-managed migration policies	Tier 3	Yes	OII - 1.72 Number of countries that have implemented well-managed migration policies(P),
11.a.1 - Proportion of population living in cities that implement urban and regional development plans integrating population projections and resource needs, by size of city	Tier 3	Yes	
11.b.1 - Number of countries that adopt and implement national disaster risk reduction strategies in line with the Sendai Framework for Disaster Risk Reduction 2015-2030	Tier 3	Yes	
11.b.2 - Proportion of local governments that adopt and implement local disaster risk reduction strategies in line with national disaster risk reduction strategies	Tier 2	Yes	FYDP II 2016/17 - 2020/21 - 1.7.3.1 Proportion of districts with climate change and disaster risk reduction strategies (%)(P), MKUZA III - .C.5.2 Proportion of Public and Private Sector Facilities with Access to Early Warning Information System
11.c.1 - Proportion of financial support to the least developed countries that is allocated to the construction and retrofitting of sustainable, resilient and resource-efficient buildings utilizing local materials	Tier 3	Yes	FYDP II 2016/17 - 2020/21 - 4.1.4.1 Government finance (domestic vs. external)(S),

11.1.1 - Proportion of urban population living in slums, informal settlements or inadequate housing	Tier 1	Yes	FYDP II 2016/17 - 2020/21 - 2.3.6.2 Number of regularized property in unplanned settlements(P), FYDP II 2016/17 - 2020/21 - 2.3.6.3 Number of property owners in unplanned settlements with residential licenses(S), FYDP II 2016/17 - 2020/21 - 2.3.6.4 Land covered by informal Settlements (%) (S), FYDP II 2016/17 - 2020/21 - 2.3.6.1 Number of Towns with up-to-date general planning schemes (Master Plans)(S), FYDP II 2016/17 - 2020/21 - 2.3.6.7 Average number of persons per sleeping room(S),
11.2.1 - Proportion of population that has convenient access to public transport, by sex, age and persons with disabilities	Tier 2	Yes	FYDP II 2016/17 - 2020/21 - 2.3.6.1 Number of Towns with up-to-date general planning schemes (Master Plans)(S), FYDP II 2016/17 - 2020/21 - 4.2.1.2 Proportion of paved roads in total road network (%) (S),
11.3.1 - Ratio of land consumption rate to population growth rate	Tier 2	Yes	FYDP II 2016/17 - 2020/21 - 2.3.6.4 Land covered by informal Settlements (%) (S), FYDP II 2016/17 - 2020/21 - 2.3.6.1 Number of Towns with up-to-date general planning schemes (Master Plans)(S), FYDP II 2016/17 - 2020/21 - 2.3.6.9 Land surveyed (%) (S), FYDP II 2016/17 - 2020/21 - 2.3.6.10 Villages with land use plans (%) (S), FYDP II 2016/17 - 2020/21 - 2.3.6.11 Number of allocated plots(S), FYDP II 2016/17 - 2020/21 - 2.3.6.12 Number of allocated farms (S), FYDP II 2016/17 - 2020/21 - 2.3.6.14 Land demarcated for commercial use (%)
11.3.2 - Proportion of cities with a direct participation structure of civil society in urban planning and management that operate regularly and democratically	Tier 3	Yes	FYDP II 2016/17 - 2020/21 - 2.3.6.1 Number of Towns with up-to-date general planning schemes (Master Plans)(S), FYDP II 2016/17 - 2020/21 - 2.3.6.9 Land surveyed (%) (S),
11.4.1 - Total expenditure (public and private) per capita spent on the preservation, protection and conservation of all cultural and natural heritage, by type of heritage (cultural, natural, mixed and World Heritage Centre designation), level of government (natio	Tier 3	Yes	
11.5.1 - Number of deaths, missing persons and persons affected by disaster per 100,000 people	Tier 2	Yes	OII - 1.35 Number of deaths, missing persons and persons affected by disaster per 100,000 people(P),
11.5.2 - Direct economic loss in relation to global GDP, damage to critical infrastructure and number of disruptions to basic services, attributed to disasters	Tier 1	Yes	

11.6.1 - Proportion of urban solid waste regularly collected and with adequate final discharge out of total urban solid waste generated, by cities	Tier 2	Yes	MKUZA III - .C.1.3 Proportion of Households in Which Solid Waste is Collected and Properly Disposed(S), OII - 1.106 Proportion of urban solid waste regularly collected and with adequate final discharge out of total urban solid waste generated, by cities(S),
11.6.2 - Annual mean levels of fine particulate matter (e.g. PM2.5 and PM10) in cities (population weighted)	Tier 1	Yes	
11.7.1 - Average share of the built-up area of cities that is open space for public use for all, by sex, age and persons with disabilities	Tier 3	Yes	
11.7.2 - Proportion of persons victim of physical or sexual harassment, by sex, age, disability status and place of occurrence, in the previous 12 months	Tier 3	Yes	OII - 1.15 Proportion of persons victim of physical or sexual harassment, by sex, age, disability status and place of occurrence, in the previous 12 months(P),
12.a.1 - Amount of support to developing countries on research and development for sustainable consumption and production and environmentally sound technologies	Tier 3	Yes	OII - 1.72 Amount of support to Tanzania on research and development for sustainable consumption and production and environmentally sound technologies(P),
12.b.1 - Number of sustainable tourism strategies or policies and implemented action plans with agreed monitoring and evaluation tools	Tier 3	Yes	OII - 1.37 Whether Tanzania has sustainable tourism strategies, policies and implemented action plans with agreed monitoring and evaluation tools(P),
12.c.1 - Amount of fossil-fuel subsidies per unit of GDP (production and consumption) and as a proportion of total national expenditure on fossil fuels	Tier 3	Yes	OII - 1.75 Amount of fossil-fuel subsidies per unit of GDP (production and consumption) and as a proportion of total national expenditure on fossil fuels (P),
12.1.1 - Number of countries with sustainable consumption and production (SCP) national action plans or SCP mainstreamed as a priority or target into national policies	Tier 3	Yes	FYDP II 2016/17 - 2020/21 - 2.7.1.5 Proportion of operational national programmes or sector plans incorporating sustainable production and consumption of environment and natural resources standards (%)(P),
12.2.1 - Material footprint, material footprint per capita, and material footprint per GDP	Tier 3	Yes	
12.2.2 - Domestic material consumption, domestic material consumption per capita, and domestic material consumption per GDP	Tier 1	Yes	
12.3.1 - Global food loss index	Tier 3	Yes	

12.4.1 - Number of parties to international multilateral environmental agreements on hazardous waste, and other chemicals that meet their commitments and obligations in transmitting information as required by each relevant agreement	Tier 1	Yes	FYDP II 2016/17 - 2020/21 - 2.7.2.3 Proportion of large projects complying with approved Environmental Impact Assessment (EIA) and audit regulations (%) (S),
12.4.2 - Hazardous waste generated per capita and proportion of hazardous waste treated, by type of treatment	Tier 3	Yes	OII - 1.75 Hazardous waste generated per capita and proportion of hazardous waste treated, by type of treatment (P),
12.5.1 - National recycling rate, tons of material recycled	Tier 3	Yes	OII - 1.71 National recycling rate, tons of material recycled (P),
12.6.1 - Number of companies publishing sustainability reports	Tier 3	Yes	OII - 1.72 Number of companies publishing sustainability reports (P),
12.7.1 - Number of countries implementing sustainable public procurement policies and action plans	Tier 3	Yes	OII - 1.74 Whether Tanzania is implementing sustainable public procurement policy and action plan (P),
12.8.1 - Extent to which (i) global citizenship education and (ii) education for sustainable development (including climate change education) are mainstreamed in (a) national education policies; (b) curricula; (c) teacher education; and (d) student assessment	Tier 3	Yes	OII - 1.74 Extent to which (i) global citizenship education and (ii) education for sustainable development (including climate change education) are mainstreamed in (a) national education policies; (b) curricula; (c) teacher education; and (d) student assessment (P),
13.a.1 - Mobilized amount of United States dollars per year between 2020 and 2025 accountable towards the \$100 billion commitment	Tier 3	No - Country not within target category/group	
13.b.1 - Number of least developed countries and small island developing States that are receiving specialized support, and amount of support, including finance, technology and capacity-building, for mechanisms for raising capacities for effective climate change-r	Tier 3	Yes	
13.1.1 - Number of deaths, missing persons and directly affected persons attributed to disasters per 100,000 population	Tier 2	Yes	FYDP II 2016/17 - 2020/21 - 2.7.3.1 Proportion of districts with climate change and disaster risk reduction strategies (%) (S),

13.1.2 - Number of countries that adopt and implement national disaster risk reduction strategies in line with the Sendai Framework for Disaster Risk Reduction 2015-2030	Tier 2	Yes	
13.1.3 - Proportion of local governments that adopt and implement local disaster risk reduction strategies in line with national disaster risk reduction strategies	Tier 2	Yes	FYDP II 2016/17 - 2020/21 - 2.7.3.1 Proportion of districts with climate change and disaster risk reduction strategies (P),
13.2.1 - Number of countries that have communicated the establishment or operationalization of an integrated policy/strategy/plan which increases their ability to adapt to the adverse impacts of climate change, and foster climate resilience and low greenhouse gas	Tier 3	Yes	
13.3.1 - Number of countries that have integrated mitigation, adaptation, impact reduction and early warning into primary, secondary and tertiary curricula	Tier 3	Yes	
13.3.2 - Number of countries that have communicated the strengthening of institutional, systemic and individual capacity-building to implement adaptation, mitigation and technology transfer, and development actions	Tier 3	Yes	OII - 1.67 Has Tanzania communicated the strengthening of institutional, systemic and individual capacity-building to implement adaptation, mitigation and technology transfer, and development actions(P),
14.a.1 - Proportion of total research budget allocated to research in the field of marine technology	Tier 2	Yes	OII - 1.55 Proportion of total research budget allocated to research in the field of marine technology(P),
14.b.1 - Progress by countries in the degree of application of a legal/regulatory/policy/institutional framework which recognizes and protects access rights for small-scale fisheries	Tier 3	Yes	OII - 1.70 Progress by Tanzania in the degree of application of a legal/regulatory/policy/institutional framework which recognizes and protects access rights for small-scale fisheries(P),
14.c.1 - Number of countries making progress in ratifying, accepting and implementing through legal, policy and institutional frameworks, ocean-related instruments that implement international law, as reflected in the United Nation Convention on the Law of the Sea	Tier 3	Yes	FYDP II 2016/17 - 2020/21 - 4.3.10 Enforcing contracts (global rank)(S),
14.1.1 - Index of coastal eutrophication and floating plastic debris density	Tier 3	Yes	

14.2.1 - Proportion of national exclusive economic zones managed using ecosystem-based approaches	Tier 3	Yes	
14.3.1 - Average marine acidity (pH) measured at agreed suite of representative sampling stations	Tier 3	Yes	
14.4.1 - Proportion of fish stocks within biologically sustainable levels	Tier 1	Yes	OII - 1.95 Proportion of fish stocks within biologically sustainable levels(S),
14.5.1 - Coverage of protected areas in relation to marine areas	Tier 1	Yes	OII - 1.14.5.1 Coverage of protected areas in relation to marine areas(S),
14.6.1 - Progress by countries in the degree of implementation of international instruments aiming to combat illegal, unreported and unregulated fishing	Tier 3	Yes	FYDP II 2016/17 - 2020/21 - 2.7.1.6 Reduction in incidences of illegal fishing in lakes and marine ecosystems (%)(S),
14.7.1 - Sustainable fisheries as a percentage of GDP in small island developing States, least developed countries and all countries	Tier 3	No -	
15.a.1 - Official development assistance and public expenditure on conservation and sustainable use of biodiversity and ecosystems	Tier 3	Yes	
15.b.1 - Official development assistance and public expenditure on conservation and sustainable use of biodiversity and ecosystems	Tier 3	Yes	
15.c.1 - Proportion of traded wildlife that was poached or illicitly trafficked	Tier 2	Yes	OII - 1.63 Proportion of traded wildlife that was poached or illicitly trafficked(P),
15.1.1 - Forest area as a proportion of total land area	Tier 1	Yes	FYDP II 2016/17 - 2020/21 - 2.7.1.3 Area of natural forest cover (Ha)(P), FYDP II 2016/17 - 2020/21 - 2.3.6.9 Land surveyed (%)(S), OII - 1.96 Forest area as a proportion of total land area(S),
15.1.2 - Proportion of important sites for terrestrial and freshwater biodiversity that are covered by protected areas, by ecosystem type	Tier 1	Yes	FYDP II 2016/17 - 2020/21 - 2.7.1.4 Number of important natural water sources in the 9 natural ecosystem/water Basins identified and protected(S), OII - 1.97 Proportion of important sites for terrestrial and freshwater biodiversity that are covered by protected areas, by ecosystem type(P), MKUZA III - .D.2.2 Proportion of Terrestrial and Marine Areas Protected(S),

15.2.1 - Progress towards sustainable forest management	Tier 1	Yes	FYDP II 2016/17 - 2020/21 - 2.7.1.1 Share of GDP accruing from sustainable utilization of forest, water and marine resources , at current prices (%) (P), FYDP II 2016/17 - 2020/21 - 2.7.2.1 Number of Hectares (Ha) of commercial forest plantations established(S), FYDP II 2016/17 - 2020/21 - 2.7.2.2 Reduction in charcoal consumption in urban areas (%) (S), OII - 1.15.2.1 Progress towards sustainable forest management(S),
15.3.1 - Proportion of land that is degraded over total land area	Tier 2	Yes	OII - 1.98 Proportion of land that is degraded over total land area(S),
15.4.1 - Coverage by protected areas of important sites for mountain biodiversity	Tier 1	Yes	
15.4.2 - Mountain Green Cover Index	Tier 1	Yes	
15.5.1 - Red List Index	Tier 1	Yes	OII - 1.99 Red list Index(S),
15.6.1 - Number of countries that have adopted legislative, administrative and policy frameworks to ensure fair and equitable sharing of benefits	Tier 1	Yes	
15.7.1 - Proportion of traded wildlife that was poached or illicitly trafficked	Tier 2	Yes	OII - 1.15.7.1 Proportion of traded wildlife that was poached or illicitly trafficked(S),
15.8.1 - Proportion of countries adopting relevant national legislation and adequately resourcing the prevention or control of invasive alien species	Tier 2	Yes	
15.9.1 - Progress towards national targets established in accordance with Aichi Biodiversity Target 2 of the Strategic Plan for Biodiversity 2011-2020	Tier 3	Yes	
16.a.1 - Existence of independent national human rights institutions in compliance with the Paris Principles	Tier 1	Yes	
16.b.1 - Proportion of population reporting having personally felt discriminated against or harassed in the previous 12 months on the basis of a ground of discrimination prohibited under international human rights law	Tier 3	Yes	
16.1.1 - Number of victims of intentional homicide per 100,000 population, by sex and age	Tier 1	Yes	OII - 1.38 Number of victims of intentional homicide per 100,000 population, by sex and age(P),

16.1.2 - Conflict-related deaths per 100,000 population, by sex, age and cause	Tier 3	Yes	
16.1.3 - Proportion of population subjected to physical, psychological or sexual violence in the previous 12 months	Tier 2	Yes	OII - 1.16 Proportion of population subjected to physical, psychological or sexual violence in the previous 12 months(P),
16.1.4 - Proportion of population that feel safe walking alone around the area they live	Tier 2	Yes	
16.2.1 - Proportion of children aged 1-17 years who experienced any physical punishment and/or psychological aggression by caregivers in the past month	Tier 2	Yes	
16.2.2 - Number of victims of human trafficking per 100,000 population, by sex, age and form of exploitation	Tier 2	Yes	OII - 1.83 Number of victims of human trafficking per 100,000 population, by sex, age and form of exploitation(P),
16.2.3 - Proportion of young women and men aged 18-29 years who experienced sexual violence by age 18	Tier 2	Yes	OII - 1.17 Proportion of young women and men aged 18-29 years who experienced sexual violence by age 18(P),
16.3.1 - Proportion of victims of violence in the previous 12 months who reported their victimization to competent authorities or other officially recognized conflict resolution mechanisms	Tier 2	Yes	OII - 1.41 Proportion of victims of violence in the previous 12 months who reported their victimization to competent authorities or other officially recognized conflict resolution mechanisms(P),
16.3.2 - Unsented detainees as a proportion of overall prison population	Tier 1	Yes	OII - 1.65 Unsented detainees as a proportion of overall prison population(P),
16.4.1 - Total value of inward and outward illicit financial flows (in current United States dollars)	Tier 3	Yes	
16.4.2 - Proportion of seized, found or surrendered arms whose illicit origin or context has been traced or established by a competent authority in line with international instruments	Tier 3	Yes	
16.5.1 - Proportion of persons who had at least one contact with a public official and who paid a bribe to a public official, or were asked for a bribe by those public officials, during the previous 12 months	Tier 2	Yes	

16.5.2 - Proportion of businesses that had at least one contact with a public official and that paid a bribe to a public official, or were asked for a bribe by those public officials during the previous 12 months	Tier 2	Yes	FYDP II 2016/17 - 2020/21 - 4.3.1 Ease of doing business (global ranking)(S), FYDP II 2016/17 - 2020/21 - 2.3.9.1 Number of corruption cases convicted as a percentage of total number of investigated cases sanctioned for prosecution(S),
16.6.1 - Primary government expenditures as a proportion of original approved budget, by sector (or by budget codes or similar)	Tier 1	Yes	FYDP II 2016/17 - 2020/21 - 2.3.4.9 Share of Government expenditure allocated to health sector (%) (S), FYDP II 2016/17 - 2020/21 - 4.1.3.4 Budget allocated to Regional Secretariat (RS) and Local Government Authorities (LGAs) (%) (S), FYDP II 2016/17 - 2020/21 - 1.1.2 Proportion of actually disbursed amounts of funds compared to total budget(P),
16.6.2 - Proportion of the population satisfied with their last experience of public services	Tier 3	Yes	OII - 1.42 Proportion of the population satisfied with their last experience of public services(P), MKUZA III - .E.4.1 Corporate Governance Index
16.7.1 - Proportions of positions (by sex, age, persons with disabilities and population groups) in public institutions (national and local legislatures, public service, and judiciary) compared to national distributions	Tier 3	Yes	OII - 1.43 Proportions of positions (by sex, age, persons with disabilities and population groups) in public institutions (national and local legislatures, public service, and judiciary) compared to national distributions(P), MKUZA III - .E.2.1 Percentage of Women, Youth and People with Disabilities in Public Decision-Making Position
16.7.2 - Proportion of population who believe decisionmaking is inclusive and responsive, by sex, age, disability and population group	Tier 3	Yes	
16.8.1 - Proportion of members and voting rights of developing countries in international organizations	Tier 1	Yes	
16.9.1 - Proportion of children under 5 years of age whose births have been registered with a civil authority, by age	Tier 1	Yes	FYDP II 2016/17 - 2020/21 - 2.3.9.3 Children under five years of age whose births have been registered (%) (S), OII - 1.82 Proportion of children under 5 years of age whose births have been registered with a civil authority, by age(P),
16.10.1 - Number of verified cases of killing, kidnapping, enforced disappearance, arbitrary detention and torture of journalists, associated media personnel, trade unionists and human rights advocates in the previous 12 months	Tier 3	Yes	MKUZA III - .E.3.2 Crime Rate(S), OII - 1.107 Number of verified cases of killing, kidnapping, enforced disappearance, arbitrary detention and torture of journalists, associated media personnel, trade unionists and human rights advocates in the previous 12 months(S),
16.10.2 - Number of countries that adopt and implement constitutional, statutory and/or policy guarantees for public access to information	Tier 2	Yes	

17.1.1 - Total government revenue as a proportion of GDP, by source	Tier 1	Yes	FYDP II 2016/17 - 2020/21 - 4.1.3.6 Tax revenue to gross domestic product (%) (S), FYDP II 2016/17 - 2020/21 - 4.1.3.7 Non-tax revenue to gross domestic product (%) (S), FYDP II 2016/17 - 2020/21 - 1.1.6 Total revenue to gross domestic product (GDP) (%) (S), FYDP II 2016/17 - 2020/21 - 4.1.3.1 Total government budget (TZS) (S), MKUZA III - .E.5.1 Revenue-to-GDP Ratio (S),
17.1.2 - Proportion of domestic budget funded by domestic taxes	Tier 1	Yes	FYDP II 2016/17 - 2020/21 - 4.1.3.1 Total government budget (TZS) (S), FYDP II 2016/17 - 2020/21 - 4.1.4.1 Government finance (domestic vs. external) (P),
17.2.1 - Net official development assistance, total and to least developed countries, as a proportion of the Organization for Economic Cooperation and Development (OECD) Development Assistance Committee donors' gross national income (GNI)	Tier 1	Yes	
17.3.1 - Foreign direct investments (FDI), official development assistance and South-South Cooperation as a proportion of total domestic budget	Tier 2	Yes	FYDP II 2016/17 - 2020/21 - 1.1.9 Foreign Direct Investments (S),
17.3.2 - Volume of remittances (in United States dollars) as a proportion of total GDP	Tier 1	Yes	
17.4.1 - Debt service as a proportion of exports of goods and services	Tier 1	Yes	
17.5.1 - Number of countries that adopt and implement investment promotion regimes for least developed countries	Tier 3	Yes	MKUZA III - .A.1.1 Zanzibar's Global Rank in Doing Business (S), MKUZA III - .A.1.2 Number of Incidences of Non-Compliance to Terms and Conditions of Investment Codes and Procedures (S), MKUZA III - .A.1.3 Annual Growth Rate of Private Sector Investment (assets and liabilities) (S), FYDP II 2016/17 - 2020/21 - 4.3.1 Ease of doing business (global ranking) (S), FYDP II 2016/17 - 2020/21 - 4.3.1 Ease of doing business (global ranking) (S),
17.6.1 - Number of science and/or technology cooperation agreements and programmes between countries, by type of cooperation	Tier 3	Yes	
17.6.2 - Fixed Internet broadband subscriptions per 100 inhabitants, by speed	Tier 1	Yes	OII - 1.44 Fixed Internet broadband subscriptions per 100 inhabitants, by speed (P),

17.7.1 - Total amount of approved funding for developing countries to promote the development, transfer, dissemination and diffusion of environmentally sound technologies	Tier 3	No - Country not within target category/group	
17.8.1 - Proportion of individuals using the Internet	Tier 1	Yes	OII - 1.45 Proportion of individuals using the Internet(P),
17.9.1 - Dollar value of financial and technical assistance (including through North-South, SouthSouth and triangular cooperation) committed to developing countries	Tier 1	No - Country not within target category/group	
17.10.1 - Worldwide weighted tariff-average	Tier 1	Yes	
17.11.1 - Developing countries' and least developed countries' share of global exports	Tier 1	Yes	FYDP II 2016/17 - 2020/21 - 2.6.1.4 Tanzania's share of exports in world market (%)(P),
17.12.1 - Average tariffs faced by developing countries, least developed countries and small island developing States	Tier 1	Yes	
17.13.1 - Macroeconomic Dashboard	Tier 3	Yes	
17.14.1 - Number of countries with mechanisms in place to enhance policy coherence of sustainable development	Tier 3	Yes	
17.15.1 - Extent of use of country-owned results frameworks and planning tools by providers of development cooperation	Tier 2	Yes	
17.16.1 - Number of countries reporting progress in multi-stakeholder development effectiveness monitoring frameworks that support the achievement of the sustainable development goals	Tier 2	Yes	
17.17.1 - Amount of United States dollars committed to public-private and civil society partnerships	Tier 3	Yes	
17.18.1 - Proportion of sustainable development indicators produced at the national level with full disaggregation when relevant to the target, in accordance with the Fundamental Principles of Official Statistics	Tier 3	Yes	

17.18.2 - Number of countries that have national statistical legislation that complies with the Fundamental Principles of Official Statistics	Tier 2	Yes	
17.18.3 - Number of countries with a national statistical plan that is fully funded and under implementation, by source of funding	Tier 1	Yes	
17.19.1 - Dollar value of all resources made available to strengthen statistical capacity in developing countries	Tier 1	Yes	
17.19.2 - Proportion of countries that (a) have conducted at least one population and housing census in the last 10 years; and (b) have achieved 100 per cent birth registration and 80 per cent death registration	Tier 1	Yes	FYDP II 2016/17 - 2020/21 - 2.3.9.3 Children under five years of age whose births have been registered (%) (S),

Annex 2: Concept Notes and Session Terms of Reference for Stakeholder Convening's

Annex 2.A: Thematic Workshop 1: December 13-14, 2017

Annex 2.A.1: Concept Note and Agenda

Theme: Improving availability and accessibility of data and statistics on Economic growth, Employment, and Competitiveness

Location: Julius Nyerere International Convention Centre, Dar es Salaam

1. Background and Objectives

The National Bureau of Statistics, in collaboration with the Tanzania Data Lab (dLab) Project of the University of Dar es Salaam, Partnership in Statistics for the 21ST Century (PARIS21) and Government Ministries Departments and Agencies, has undertaken a data gap assessment of the Sustainable Development Goals and the Tanzania Second Five Year Development Plan (FYDP II) 2016/17-2020/21. The Assessment has also featured data needs for monitoring of the Africa Agenda 2063 and the East African Community Vision 2050.

This workshop on *“Improving availability and accessibility of data and statistics on Economic growth, Employment, and Competitiveness”*, is the first in a series of stakeholder workshops that the National Bureau of Statistics in collaboration with partners will host. The aim of these workshops is to facilitate stakeholder discussions on:

- (i) data and statistics availability and gaps for monitoring of the FYDP II, SDGs, Africa Agenda 2063, and EAC Vision 2050 along thematic lines,
- (ii) how stakeholders can contribute to filling the data gaps that have been identified including establishment or strengthening of multi-stakeholder partnerships, and,
- (iii) to contribute towards the draft development of Tanzania’s second National Strategy for Development of Statistics (NSDS)

2. Workshop theme: Economic Growth, Employment and Competitiveness theme (FYDP II Theme 1&2 and SDG Goal 7, 8, & 9)

The workshop on *“Improving availability and accessibility of data and statistics on Economic growth, Employment, and Competitiveness”* is bringing together stakeholders working in areas linked to the Second Five Year Development Plan Theme 1, 2 & 4 and Sustainable Development Goals 7, 8 and 9 as provided in the alignment table below:

Thematic alignment between FYDP II and SDGs

FYDP II Themes	Sustainable Development Goals
Theme 1: Improving Macroeconomic stability & performance	Goal 8. Promote sustained, inclusive and sustainable economic growth, full and productive employment and decent work for all
Theme 2: Industrialization and economic transformation	Goal 9. Build resilient infrastructure, promote inclusive and sustainable industrialization and foster innovation
Theme 4: Improvement of the enabling environment for enterprise development	Goal 7. Ensure access to affordable, reliable, sustainable and modern energy for all

Annex 2.A.2: Terms of Reference for Break Out Sessions

DAY 1: WEDNESDAY DECEMBER 13TH, 2017

PARALLEL/BREAKOUT SESSIONS I: FACILITATED DISCUSSIONS ON THE SDG AND FYDP INDICATORS GAP ASSESSMENT AND IDENTIFICATION OF INITIATIVES RELEVANT TO THE COLLECTION AND RELEASE OF REQUIRED DATA VALUES (1HR 15 MINUTES):

1a. Session Expectation

These sessions are intended to provide a platform for in-depth discussions about level 2 of data gap assessment (demand vs supply) for each indicator, and an exploration of existing initiatives among the stakeholders for production of the respective indicators.

The groups will dwell on each indicator (FYDP II and SDGs for the given Goal) and provide a written discussion note for presentation to be made at the Plenary Session. Each written summary from the Group session will answer the following questions for each indicator:

1. Is the indicator linked to/relevant to the current priorities being monitored within the sector?
2. Is the indicator currently produced?
3. If, yes, which is the producing agency?
4. Is the data (indicator value) available?
 - a. If yes, what is the frequency of production of the indicator
 - b. If, not are there plans in the sector/within the respective thematic area to produce the indicator?
5. Is the data (indicator value) available able to comprehensively provide information for the indicator being examined?

1b: Session Approach:

- Each session will have a facilitator (chairperson) and a note taker (secretary). The Chairperson and the secretary will work together to produce the summary of the discussion note from the group.

- Chairpersons will be announced before breakouts while secretariats will be selected in the teams. Alternatively, the team can select from within them the chairperson and note taker democratically.
- The teams can use flip charts, however, all discussions from the group will need to be submitted electronically after presentation.

Please submit presentation to NBS through: ruth.minja@nbs.go.tz with a copy to rose.aiko@gmail.com

DAY 2: THURSDAY DECEMBER 14TH, 2017

PARALLEL/BREAKOUT SESSIONS II: DATA FOR DEVELOPMENT PARTNERSHIPS AND FINANCING –FACILITATED DISCUSSION ON FINANCING OF DATA FOR DEVELOPMENT IN THE RESPECTIVE THEMATIC/SECTORAL AREAS AS WELL AS MULTI STAKEHOLDER ARRANGEMENTS FOR MONITORING OF SDGs AND TDV/FYDP II (1HR 15 MINUTES).

2a. Session Expectation

These sessions will extend on discussions from Day 1, and will explore and present ideas for building stakeholder partnerships for production of data, data sharing, and building an evidence-based culture in decision making.

Group sessions will explore the following issues:

- (i) Are there multi stakeholder platforms for discussions of the data for development agenda in the sector?
- (ii) Who are the participants in this platform (collectively and representatives by institution if known)?
- (iii) Are the platforms functional/active?
 - a. If the platform is functional, provide contact information of secretariat and co-chairs/chairpersons
 - b. If platform does not exist, or is not functional, what are the reasons for inactivity
- (iv) How is data production currently being supported? Who are the major funders/supporters of data production in the sector/thematic area?
- (v) What should be the next steps after the workshop to keep the data revolution agenda active in the sector?

2b. Session Approach:

1b. Session Approach:

- Each session will have a facilitator (chairperson) and a note taker (secretary). The Chairperson and the secretary will work together to produce the summary of the discussion note from the group.
- Chairpersons will be announced before breakouts while secretariats will be selected in the teams. Alternatively, the team can select from within them the chairperson and note taker democratically.
- The teams can use flip charts, however, all discussions from the group will need to be submitted electronically after presentation.

Please submit presentation (discussion note) to NBS through: ruth.minja@nbs.go.tz with a copy to rose.aiko@gmail.com

Annex 2.B: Thematic Workshop 2: January 29-30th, 2018

Annex 2.B.1: Concept Note and Agenda

Theme: Environment and Sustainable Consumption of Resources

Location: Julius Nyerere International Convention Centre (JNICC)– Shaaban Robert Street

1. Background and Objectives

The National Bureau of Statistics, in collaboration with the Tanzania Data Lab (dLab) Project of the University of Dar es Salaam, Partnership in Statistics for the 21ST Century (PARIS21) and Government Ministries Departments and Agencies, has undertaken a data gap assessment of the Sustainable Development Goals and the Tanzania Second Five Year Development Plan (FYDP II) 2016/17-2020/21. The Assessment has also featured data needs for monitoring of the Africa Agenda 2063 and the East African Community Vision 2050. Following completion of the assessment, the National Bureau of Statistics intends to convene a series of workshops, to share and discuss the findings. The aims of the workshops are to facilitate discussions on:

- (iv) data and statistics availability and gaps for monitoring of the FYDP II, SDGs, Africa Agenda 2063, and EAC Vision 2050 along thematic lines,
- (v) how stakeholders can contribute to filling the data gaps that have been identified including establishment or strengthening of multi-stakeholder partnerships, and,
- (vi) to contribute towards the draft development of Tanzania's second National Strategy for Development of Statistics (NSDS)

The workshops will bring participants from the government and non-state actors (private sector, national and international NGOs operating in Tanzania, civil society, academic and research institutions and bilateral and multilateral institutions in Tanzania).

2. Workshop on Data and Statistic on Environment and Sustainability (FYDP II Theme 2 & 3 and SDG Goal 12, 13, 14 and 15)

The workshop on data and statistics for tracking progress in targets set for the theme on "Environment and Sustainability" will be the second in the series of workshops that NBS is organizing. The workshop will bring together stakeholders working in areas linked to the Second Five Year Development Plan Theme 2 & 3 (Theme 2: Industrialization and economic transformation, and Theme 3: Human Development).

More details about these thematic areas and their alignment are provided in the table below:

Thematic alignment between FYDP II and SDGs

FYDP II Themes	Sustainable Development Goals
Theme 3: Human Development	Goal 12. Ensure sustainable consumption and production patterns
	Goal 13. Take urgent action to combat climate change and its impacts
	Goal 14. Conserve and sustainably use the oceans, seas and marine resources for sustainable development
Theme 2: Industrialization and economic transformation	Goal 15. Protect, restore and promote sustainable use of terrestrial ecosystems, sustainably manage forests, combat desertification, and halt and reverse land degradation and halt biodiversity loss

3. Planned Dates for the Workshop and Location

The workshop will be held from 29th to 30th January 2018 at the Mwl. Julius Nyerere International Convention Centre (JNICC), Shaaban Robert Street, Dar es Salaam. There will be plenary presentations and facilitated breakout sessions where participants will have the opportunity for in-depth discussions about data issues, needs and priorities as well as how to build and make partnerships work better in production, analysis, dissemination and use data and statistics.

4. Collaborators

National Bureau of Statistics, Global Partnership for Sustainable Development Data, dLab & PARIS21 Planning Commission, Ministry of Lands and Human Settlement Development, Vice-President's Office Environment and Union Affairs, Ministry of Industry, Trade and Investment, and other Ministries, Office of the Chief Government Statistician-Zanzibar, Department and Executive Agencies.

Annex 2.B.2: Terms of Reference for Break Out Sessions

DAY 1: MONDAY, JANUARY 29TH 2018

PARALLEL/BREAKOUT SESSIONS I: FACILITATED DISCUSSIONS ON THE SDG AND FYDP INDICATORS GAP ASSESSMENT AND IDENTIFICATION OF INITIATIVES RELEVANT TO THE COLLECTION AND RELEASE OF REQUIRED DATA VALUES (2HRS):

1a. Session Expectation

These sessions are intended to provide a platform for in-depth discussions about level 2 of data gap assessment (demand vs supply) for each indicator, and an exploration of existing initiatives among the stakeholders for production of the respective indicators.

The groups will dwell on each indicator (FYDP II and SDGs for the given Goal) and provide a written discussion note for presentation to be made at the Plenary Session. Each written summary from the

Group session will answer the following questions for each indicator based on the gaps assessment report:

6. Is the linked indicator relevant to the current priorities being monitored within the sector?
7. Is the indicator currently produced?
8. If yes in (2), which is the producing agency?
 - a. What is the frequency of production of the indicator?
 - b. Is the data on this indicator publicly accessible? (please say if, (a) accessible on a web portal, (b) accessible in reports (c) both a&b
9. If yes in (2), is the data (indicator value) available able to comprehensively provide information for the FYDP and SDGs indicators being examined?
10. If no in (2):
 - a. Are there current plans in the sector/within the respective thematic area to produce the indicator?
 - b. which agency/institution in the Government could be produce data for computing this indicator?
 - c. Are there any known institutions outside the Government that might be producing/could produce data for the indicators for which data is not currently available from the Government sources?

1b: Session Approach:

- Each session will have a facilitator (chairperson) and a note taker (secretary). The chairperson and the secretary will work together to produce the summary of the discussion note from the group.
- Each team will, elect from among the group, their chairperson and note taker democratically.
- The teams can use flip charts, however, all discussions from the group will need to be submitted electronically after presentation.

Please submit presentation to NBS through: ruth.minja@nbs.go.tz with a copy to rose.aiko@gmail.com

DAY 2: TUESDAY, JANUARY 30TH 2018

PARALLEL/BREAKOUT SESSIONS II: DATA FOR DEVELOPMENT PARTNERSHIPS AND FINANCING –FACILITATED DISCUSSION ON FINANCING OF DATA FOR DEVELOPMENT IN THE RESPECTIVE THEMATIC/SECTORAL AREAS AS WELL AS MULTI STAKEHOLDER ARRANGEMENTS FOR MONITORING OF SDGs AND TDV/FYDP II (2HRS).

2a. Session Expectation

These sessions will extend on discussions from Day 1, and will explore and present ideas for building stakeholder partnerships for production of data, financing of data production, data sharing, and building an evidence-based culture in decision making.

Group sessions will explore the following issues:

1. How is data production currently being supported? Who are the major funders/supporters of data production in the sector/thematic area?
2. What are the main challenges facing sectors in financing data production?
3. What are the main challenges facing the sector in data dissemination and sharing?

4. Are there multi stakeholder platforms such as a working group for discussions of the data for development agenda in the sector?
5. Who are the participants in this/these platform (collectively and representatives by institution if known)?
6. Are the platforms/working groups functional/active?
 - a. If the platform is functional, provide contact information of secretariat and co-chairs/chairpersons
 - b. If platform does not exist, or is not functional, what are the reasons for inactivity
7. What in your view should be the next steps after this workshop to keep the data revolution agenda active in the sector?

2b: Session Approach:

- This session will build from Session I break Out
- Each session will have a facilitator (chairperson) and a note taker (secretary). The chairperson and the secretary will work together to produce the summary of the discussion note from the group.
- Each Group has a discretion to either continue with the same representatives from Day 1 or to choose new representatives.
- The teams can use flip charts, however, all discussions from the group will need to be submitted electronically after presentation.

Please submit presentation to NBS through: ruth.minja@nbs.go.tz with a copy to rose.aiko@gmail.com

Annex 2.C: Thematic Workshop 3: May 3-4th, 2018

Annex 2.C.1: Concept Note and Agenda

Theme: Poverty Reduction and Human Development

Dates & Location: 3-4th May 2018. Tanzania Data Lab (dLab) Conference Room, University of Dar es Salaam College of Information and Communication Technologies (CoICT), Kijitonyama Campus – Ali Hassan Mwinyi Road

1. Introduction

The National Bureau of Statistics, in collaboration with the Tanzania Data Lab (dLab) Project of the University of Dar es Salaam, Partnership in Statistics for the 21ST Century (PARIS21) and Government Ministries Departments and Agencies, has undertaken a data gap assessment of the Sustainable Development Goals and the Tanzania Second Five Year Development Plan (FYDP II) 2016/17-2020/21. The exercise has also featured an assessment of gaps in data for monitoring of the Africa Agenda 2063 and the East African Community Vision 2050. Following completion of the assessment, the National Bureau of Statistics is convening a series of thematic workshops, to share and discuss the findings. The aims of the workshops are to facilitate discussions on:

1. data and statistics availability and gaps for monitoring of the FYDP II, SDGs, Africa Agenda 2063, and EAC Vision 2050 along thematic lines,
2. how stakeholders can contribute to filling the data gaps that have been identified including establishment or strengthening of multi-stakeholder partnerships, and,
3. ideas, contributions towards the development of the Tanzania's second National Strategy for Development of Statistics (NSDS) also referred to as the Tanzania Statistical Master Plan

The workshops bring together participants from the government and non-state actors (private sector, national and international NGOs operating in Tanzania, civil society, academic and research institutions and bilateral and multilateral institutions in Tanzania).

2. Workshop on Data and Statistic on Poverty Reduction and Human Development (FYDP II Theme 2 and SDG Goal (Goal 1, 2, 3, 4, 6 & 10)

The workshop on data and statistics for tracking progress in targets on “Poverty Reduction and Human Development” is the third in the series of workshops that NBS is organizing. The workshop is bringing together stakeholders working in areas linked to the Second Five Year Development Plan II Human Development theme, and Sustainable Development Goals 1, 2, 3, 4, 6 & 10.

More details about the alignment of the SDG and the Tanzania Second Five Year Development Plan with respect to this thematic area are provided in the table below:

Thematic Areas of Focus for the workshop and alignment between FYDP II and SDGs

FYDP II Themes	Sustainable Development Goals
Theme 2: Human Development	Goal 1. End poverty in all its forms everywhere
	Goal 2. End hunger, achieve food security and improved nutrition and promote sustainable agriculture
	Goal 3. Ensure healthy lives and promote well-being for all at all ages
	Goal 4. Ensure inclusive and equitable quality education and promote lifelong learning opportunities for all
	Goal 6. Ensure availability and sustainable management of water and sanitation for all
	Goal 10. Reduce inequality within and among countries

3. Planned Dates for the Workshop and Location

This workshop is taking place from 3rd – 4th May 2018 at the Tanzania Data Lab (dLab) Conference Room at the University of Dar es Salaam, College of Information Technologies, Kijitonyama Dar es Salaam. The workshop will feature plenary presentations and facilitated breakout sessions where participants will have the opportunity for in-depth discussions about data gap assessment finding and emerging issues, needs and priorities as well as how to foster and make partnerships work better in production, analysis, dissemination and use data and statistics.

4. Collaborators

This thematic workshop is being convened by the National Bureau of Statistics in collaboration with the Global Partnership for Sustainable Development Data & the Tanzania Data Lab Project, and the Ministry of Finance – Poverty Eradication Department.

The ADAPT data gap assessment has been made possible by support from PARIS21, the MCC-PEPFAR Partnership through the Data Collaborative for Local Impact (DCLI) initiative, UNFPA and other development partners through the Tanzania Statistical Master Plan (TSMP) basket fund. The technical contributions of the Planning Commission¹⁷, Ministry of Finance Poverty Eradication Department, the Office of Chief Government Statistician Zanzibar and other Ministries, Departments, and Executive Agencies have been instrumental in the undertaking of the assessment.

¹⁷ Now dissolved and functions merged into the Ministry of Finance and Planning

Annex 2.C.2: Terms of Reference for Break Out Sessions

Theme: Poverty Reduction and Human Development

Dates & Location: 3-4th May 2018. Tanzania Data Lab (dLab) Conference Room, University of Dar es Salaam College of Information and Communication Technologies (CoICT), Kijitonyama Campus – Ali Hassan Mwinyi Road

DAY 1: THURSDAY, MAY 3RD 2018

PARALLEL/BREAKOUT SESSIONS I: FACILITATED DISCUSSIONS ON THE SDG AND TDV/FYDP II INDICATORS GAP ASSESSMENT AND IDENTIFICATION OF INITIATIVES RELEVANT TO THE COLLECTION AND RELEASE OF REQUIRED DATA VALUES (2HRS):

1a. Session Expectation

These sessions are intended to provide a platform for in-depth discussions about level 2 of data gap assessment (demand vs supply) for each indicator, and an exploration of existing initiatives among the stakeholders for production of the respective indicators. They are also expected to be a sounding board for validating the findings of the data gaps assessment for each goal of which list is provided to the participants.

The groups will dwell on each indicator (FYDP II and SDGs for the given Goal) and produce a written discussion note for presentation to be made at the Plenary Session. Each written summary from the Group session will answer the following questions for each indicator based on the gaps assessment report:

1. Is the linked indicator relevant to the current priorities being monitored within the sector?
2. Is the indicator currently produced?
3. If yes in (2), which is the producing agency?
 - a. What is the frequency of production of the indicator?
 - b. Is the data on this indicator publicly accessible? (please say if, (a) accessible on a web portal, (b) accessible in reports (c) both a&b
4. If yes in (2), is the data (indicator value) available able to comprehensively provide information for the FYDP and SDGs indicators being examined?
5. If no in (2):
 - a) Are there current plans in the sector/within the respective thematic area to produce the indicator?
 - b) which agency/institution in the Government could be produce data for computing this indicator?
 - c) Are there any known institutions outside the Government that might be producing/could produce data for the indicators for which data is not currently available from the Government sources?

1b: Session Approach:

- Each session will have a facilitator (chairperson) and a note taker (secretary).

- The chairperson and the secretary will work together to produce the summary of the discussion note from the group.
- The teams can use flip charts, however, all discussions from the group will need to be submitted electronically after presentation.
- The Chairperson in collaboration with the note taker will present the outcomes of discussion from the session in the plenary.
- The chairperson and group note taker will make sure that the summary of discussion is submitted electronically.

Please submit presentation to NBS through: ruth.minja@nbs.go.tz with a copy to raiko@data4sdgs.org

DAY 2: FRIDAY, 4TH MAY 2018

PARALLEL/BREAKOUT SESSIONS II: DATA FOR DEVELOPMENT PARTNERSHIPS AND FINANCING –FACILITATED DISCUSSION ON FINANCING OF DATA FOR DEVELOPMENT IN THE RESPECTIVE THEMATIC/SECTORAL AREAS AS WELL AS MULTI STAKEHOLDER ARRANGEMENTS FOR MONITORING OF SDGs AND TDV/FYDP II (2HRS).

2a. Session Expectation

These sessions will build on discussions from Day 1 and will explore and present ideas for building stakeholder partnerships for production of data, financing for data production, data sharing, and building an evidence-based culture in decision making. The discussions will focus on the ecosystem wide issues and challenges and how to better the data ecosystem in the respective thematic areas.

Group sessions will explore the following issues:

1. How is data production currently being supported? Who are the major funders/supporters of data production in the sector/thematic area under discussion?
2. What are the main challenges facing sectors in financing data production?
3. What are the main challenges facing the sector in data dissemination, use and sharing?
4. Are there multi stakeholder platforms such as institutionalized working groups for discussions of the data for development agenda in the sector?
5. If the platform(s) exist, who are the participants in this/these platforms (collectively and representatives by institution if known)?
6. If the platforms platforms/working groups exist, are they functional/active?
 - c. If the platform is functional, provide contact information of secretariat and co-chairs/chairpersons
7. If platforms for discussions do not exist, or are not functional, what are the reasons for inactivity? How can these challenges be addressed?
8. What in your view should be the next steps after this workshop to keep the data revolution agenda active in the sector?

2b: Session Approach:

- This session will build from Session I break Out
- Each session will have a facilitator (chairperson) and a note taker (secretary). The chairperson and the secretary will work together to produce the summary of the discussion note from the group.

- The Chairperson in collaboration with the note taker will present the outcomes of discussion from the session in the plenary.
- The teams can use flip charts, however, all discussions from the group will need to be submitted electronically after presentation.
- The chairperson and group note taker will make sure that the summary of discussion is submitted electronically

Please submit presentation to NBS through: ruth.minja@nbs.go.tz with a copy to raiko@data4sdgs.org

Annex 2.D: Thematic Workshop 4: May 24-25th, 2018

Annex 2.D.1: Concept Note and Agenda

Theme: Gender Parity, Governance, Peace and Security

Dates & Location: 24 – 25th May 2018, Controller and Auditor General 's Office Conference Hall, Dodoma

1. Introduction

The NBS, in collaboration with the Tanzania Data Lab (dLab) Project of the University of Dar es Salaam, Partnership in Statistics for the 21ST Century (PARIS21) and Government Ministries Departments and Agencies, has undertaken a data gap assessment of the Sustainable Development Goals and the Tanzania Second Five Year Development Plan (FYDP II) 2016/17-2020/21. The exercise has also featured an assessment of gaps in data for monitoring of the Africa Agenda 2063 and the East African Community Vision 2050. Following completion of the assessment, the NBS is convening a series of thematic workshops, to share and discuss the findings. The aims of the workshops are to facilitate discussions on:

- data and statistics availability and gaps for monitoring of the FYDP II, SDGs, Africa Agenda 2063, and EAC Vision 2050 along thematic lines,
- how stakeholders can contribute to filling the data gaps that have been identified including establishment or strengthening of multi-stakeholder partnerships, and,
- ideas, contributions towards the development of the Tanzania's second National Strategy for Development of Statistics (NSDS) also referred to as the Tanzania Statistical Master Plan

The workshops bring together participants from the government and non-state actors (private sector, national and international NGOs operating in Tanzania, civil society, academic and research institutions and bilateral and multilateral institutions in Tanzania).

2. Workshop on Data and Statistic for monitoring targets on Gender Parity, Governance, Peace and Security (FYDP II Theme 2 & 4 and SDG Goal (Goal 5+, & 16)

The workshop on data and statistics for tracking progress in targets on "Gender Parity, Governance, Peace and Security" is will be the 4th in the series of national thematic workshops that NBS is organizing. Whereas the primary indicators for this theme fall under Goal 5 and Goal 16 of SDGs, there are also targets and indicators that are related to the theme that are scattered throughout the SDGs log frame. Thus, appreciating the cross-cutting nature of the issues, the workshop will bring

together stakeholders from across all thematic areas with related indicators to discuss how their respective departments can contribute to filling the data gaps.

More details about the alignment of the SDG and the Tanzania Second Five Year Development Plan with respect to this thematic area are provided in the table below:

Thematic alignment between FYDP II and SDGs

FYDP II Themes	Sustainable Development Goals
Theme 2: Human Development	Goal 5: Achieve gender equality and empower all women and girls
	Goal 16. Promote peaceful and inclusive societies for sustainable development, provide access to justice for all and build effective, accountable and inclusive institutions at all levels
	Goal 1. End poverty in all its forms everywhere
Theme 3: Enabling Environment	Goal 2. End hunger, achieve food security and improved nutrition and promote sustainable agriculture
	Goal 3. Ensure healthy lives and promote well-being for all at all ages
	Goal 4. Ensure inclusive and equitable quality education and promote lifelong learning opportunities for all
Theme 4: Implementation Effectiveness	Goal 6. Ensure availability and sustainable management of water and sanitation for all
	Goal 8. Promote sustained, inclusive and sustainable economic growth, full and productive employment and decent work for all
	Goal 10. Reduce inequality within and among countries
	Goal 11. Make cities and human settlements inclusive, safe, resilient and sustainable
	Goal 13. Take urgent action to combat climate change and its impacts ¹⁸

3. Planned Dates for the Workshop and Location

This workshop will take place from 24th – 25th May 2018 in Dodoma, at the Controller and Auditor General's Office Conference Hall. The workshop will feature plenary presentations and facilitated breakout sessions where participants will have the opportunity for in-depth discussions about data gap assessment findings and emerging issues for policy and programmatic considerations (needs and

¹⁸ ***Acknowledging that the United Nations Framework Convention on Climate Change is the primary international, intergovernmental forum for negotiating the global response to climate change.***

priorities), as well as options to foster partnerships and make them work better in production, analysis, dissemination and use data and statistics for development.

4. Collaborators

This thematic workshop is being convened by the NBS in collaboration with the Global Partnership for Sustainable Development Data & the Tanzania Data Lap Project, and the Ministry of Community Development, Gender, the Elderly and Children (MCDGEC).

The ADAPT data gap assessment has been made possible by support from PARIS21, the MCC-PEPFAR Partnership through the Data Collaborative for Local Impact (DCLI) initiative, UNFPA and other development partners through the Tanzania Statistical Master Plan (TSMP) basket fund. The technical contributions of the Planning Commission¹⁹, Ministry of Finance Poverty Eradication Department, the Office of Chief Government Statistician Zanzibar and other Ministries, Departments, and Executive Agencies have been instrumental in the undertaking of the assessment.

¹⁹ Now dissolved and functions merged into the Ministry of Finance and Planning

Annex 2.D.2: Terms of Reference for Break Out Sessions

Theme: Gender Parity, Governance, Peace and Security

Dates & Location: 24 – 25th May 2018, Controller and Auditor General 's Office Conference Hall, Dodoma

DAY 1: THURSDAY, MAY 24TH 2018

PARALLEL/BREAKOUT SESSIONS I: FACILITATED DISCUSSIONS ON THE SDG AND TDV/FYDP II INDICATORS GAP ASSESSMENT AND IDENTIFICATION OF INITIATIVES RELEVANT TO THE COLLECTION AND RELEASE OF REQUIRED DATA VALUES (2HRS):

1a. Session Expectation

These sessions are intended to provide a platform for in-depth discussions about level 2 of data gap assessment (demand vs supply) for each indicator, and an exploration of existing initiatives among the stakeholders for production of the respective indicators. They are also expected to be a sounding board for validating the findings of the data gaps assessment for each goal of which list is provided to the participants.

The groups will dwell on each indicator (FYDP II and SDGs to be provided to each group) and produce a written discussion note for presentation to be made at the Plenary Session. Each written summary from the Group session will answer the following questions for each indicator based on the gaps assessment report:

1. Is the listed indicator relevant to the current priorities being monitored within the sector?
2. Is the indicator currently produced?
3. If yes in (2), which is the producing agency?
 - d. What is the frequency of production of the indicator?
 - e. Is the data on this indicator publicly accessible? (please say if, (a) accessible on a web portal, (b) accessible in reports (c) both a&b
4. If yes in (2), is the data (indicator value) available able to comprehensively provide information for the FYDP and SDGs indicators being examined?
5. If no in (2):
 - a. Are there current plans in the sector/within the respective thematic area to produce the indicator?
 - b. which agency/institution in the Government could be produce data for computing this indicator?
 - c. Are there any known institutions outside the Government that might be producing/could produce data for the indicators for which data is not currently available from the Government sources?

1b: Session Approach:

- Each session will have a facilitator (chairperson) and a note taker (secretary).
- The chairperson and the secretary will work together to produce the summary of the discussion note from the group.
- The teams can use flip charts, however, all discussions from the group will need to be submitted electronically after presentation.

- The Chairperson in collaboration with the note taker will present the outcomes of discussion from the session in the plenary.
- The chairperson and group note taker will make sure that the summary of discussion is submitted electronically.

Please submit presentation to NBS through: ruth.minja@nbs.go.tz with a copy to raiko@data4sdgs.org

DAY 2: FRIDAY, MAY 25TH 2018

PARALLEL/BREAKOUT SESSIONS II: DATA FOR DEVELOPMENT PARTNERSHIPS AND FINANCING –FACILITATED DISCUSSION ON FINANCING OF DATA FOR DEVELOPMENT IN THE RESPECTIVE THEMATIC/SECTORAL AREAS AS WELL AS MULTI STAKEHOLDER ARRANGEMENTS FOR MONITORING OF SDGs AND TDV/FYDP II (2HRS).

2a. Session Expectation

These sessions will build on discussions from Day 1 and will explore and present ideas for building stakeholder partnerships for production of data, financing for data production, data sharing, and building an evidence-based culture in decision making. The discussions will focus on the ecosystem wide issues and challenges and how to better the data ecosystem in the respective thematic areas.

Group sessions will explore the following issues:

1. Funding for Data

(i) How is data production currently being supported? Who are the major funders/supporters of data production in the sector/thematic area under discussion?

(ii) What are the main challenges facing sectors in financing data production?

2. Dissemination Use and Sharing

- What are the main challenges facing the sector in data dissemination, use and sharing?

3. Partnerships on data for Development

- Are there multi stakeholder platforms such as institutionalized working groups for discussions of the data for development agenda in the sector?
- If the platform(s) exist, who are the participants in this/these platforms (collectively and representatives by institution if known)?
- If the platforms platforms/working groups exist, are they functional/active?
 - If the platform is functional, provide contact information of secretariat and co-chairs/chairpersons
- If platforms for discussions do not exist, or are not functional, what are the reasons for inactivity? How can these challenges be addressed?

4. Next Steps after this Workshop

- What in your view should be the next steps after this workshop to keep the data revolution agenda active in the sector?

2b: Session Approach:

- This session will build from Session I break Out

- Each session will have a facilitator (chairperson) and a note taker (secretary). The chairperson and the secretary will work together to produce the summary of the discussion note from the group.
- The Chairperson in collaboration with the note taker will present the outcomes of discussion from the session in the plenary.
- The teams can use flip charts, however, all discussions from the group will need to be submitted electronically after presentation.
- The chairperson and group note taker will make sure that the summary of discussion is submitted electronically

Please submit presentation to NBS through: ruth.minja@nbs.go.tz with a copy to raiko@data4sdgs.org

Annex 2.E: Thematic Workshop 5: June 25-26th, 2018

Annex 2.E.1: Concept Note and Agenda

Theme: Make cities and human settlements inclusive, safe, resilient and sustainable

Dates & Location: 25-26 June 2018, Controller and Auditor General 's Office Conference Hall, Dodoma

1. Introduction

The National Bureau of Statistics (NBS), in collaboration with the Tanzania Data Lab (dLab) Project of the University of Dar es Salaam, Partnership in Statistics for the 21ST Century (PARIS21) and Government Ministries Departments and Agencies, has undertaken a data gap assessment of the Sustainable Development Goals and the Tanzania Second Five Year Development Plan (FYDP II) 2016/17-2020/21. The exercise has also featured an assessment of gaps in data for monitoring of the Africa Agenda 2063 and the East African Community Vision 2050. Following completion of the assessment, the National Bureau of Statistics has been convening thematic stakeholder workshops, to share and discuss the findings. The aims of the workshops are to facilitate discussions on:

- data and statistics availability and gaps for monitoring of the FYDP II, SDGs, Africa Agenda 2063, and EAC Vision 2050 along thematic lines;
- how stakeholders can contribute to filling the existing data gaps that have been identified including establishment or strengthening of multi-stakeholder partnerships; and,
- ideas, contributions towards the development of the Tanzania's second National Strategy for Development of Statistics (NSDS) also referred to as the Tanzania Statistical Master Plan

The workshops bring together participants from the government and non-state actors (private sector, national and international NGOs operating in Tanzania, civil society, academic and research institutions and bilateral and multilateral institutions in Tanzania).

2. Workshop on Data and Statistic for monitoring Sustainable Development of Cities and Human Settlements

Making cities safe and sustainable means ensuring access to safe and affordable housing and upgrading slum settlements. It also involves investment in public transport, air quality management, municipal waste and sewage management infrastructure and services, creating green public spaces, preservation, protection and conservation of all cultural and natural heritage, reduce the number of deaths and the number of people affected by disasters with a focus on protecting the poor and people in vulnerable situations, implementing integrated policies and plans towards inclusion, resource efficiency, mitigation and adaptation to climate change, and improving urban planning and management in a way that is both participatory and inclusive. The Global Development Agenda appreciates the role of cities and Local Government Authorities as the bridge between national governments, communities and citizens and underscores their critical role in the new global partnership for sustainable development to make these aspirations work.

However, cities and urban areas are often ill preparedness to absorb the challenges of the growing population, resulting in growing concentration of poverty in urban areas, growth of slums and

unplanned settlements and a general inability of urban infrastructure and services to cope with the needs of the fast-growing populations. In Tanzania mainland for example, studies show that urban population in 2012 (at 29.1% of the total population) was more than five times of what it was in 1967 (estimated at 5.7%)²⁰.

The workshop on data and statistics for tracking progress in how Tanzania is fairing and/ or progressing in its efforts to **“Make cities and human settlements inclusive, safe, resilient and sustainable”** will be the final one in the series of national thematic workshops that NBS will have organized as part of the interim SDG data roadmap process that started in 2016.

The primary indicators the workshop fall under Sustainable Development Goal 11 and Tanzania’s Five-Year Development Plan II theme I (Industrialization and Economic Transformation) and Theme II (Human Development (Theme 2). Nonetheless, there are also a few other relevant indicators for inclusive and resilient development in cities and local authorities in SDGs 1, 6, 7 and 12-15, which will also form part of the discussion. In addition some targets in SDG 17 will require cascading to the sub-national level, as part of the effort to enhance implementation effectiveness and partnerships for development.

FYDP II and SDGs Workshop Themes

FYDP II Themes	Main Thematic Focus in SDGs
Theme I: Industrialization and Economic Transformation Theme II: Human Development	Goal 11. Make cities and human settlements inclusive, safe, resilient and sustainable
	Related Themes in SDGs
	Goal 1. End poverty in all its forms everywhere Goal 2. End hunger, achieve food security and improved nutrition and promote sustainable agriculture Goal 6. Ensure availability and sustainable management of water and sanitation for all Goal 7. Ensure access to affordable, reliable, sustainable and modern energy for all Goal 12. Ensure sustainable consumption and production patterns Goal 13. Take urgent action to combat climate change and its impacts Goal 14. Conserve and sustainably use the oceans, seas and marine resources for sustainable development Goal 15. Protect, restore and promote sustainable use of terrestrial ecosystems, sustainably manage forests, combat desertification, and halt and reverse land degradation and halt biodiversity loss

²⁰ <https://www.theigc.org/wp-content/uploads/2014/09/Wenban-Smith-2014-Working-Paper.pdf>

	Goal 17. Strengthen the means of implementation and revitalize the Global Partnership for Sustainable Development
--	---

3. Planned Dates for the Workshop and Location

This workshop will take place from 25th to 26th June 2018 in Dodoma, at the Controller and Auditor General's Office Conference Hall. The workshop will feature plenary presentations and facilitated breakout sessions where participants will have the opportunity for in-depth discussions about data gap assessment findings, and emerging issues for programmatic action in cities and local government authorities. The workshop will also provide a platform for stakeholders to discuss how to foster partnerships and make them work better in production, analysis, dissemination and use data and statistics for development.

4. Collaborators and Expected Participants

The National Bureau of Statistics is convening this thematic workshop in collaboration with the Global Partnership for Sustainable Development Data & the Tanzania Data Lap Project. The workshop will bring together participants from city and town councils, selected ministries, and non-state actors (private sector, research and academic institutions, civil society and development partners).

The ADAPT data gap assessment has been made possible by support from PARIS21, the MCC-PEPFAR Partnership through the Data Collaborative for Local Impact (DCLI) initiative, UNFPA and other development partners through the Tanzania Statistical Master Plan (TSMP) basket fund. The technical contributions of the Planning Commission²¹, Ministry of Finance Poverty Eradication Department, the Office of Chief Government Statistician Zanzibar and other Ministries, Departments, and Executive Agencies have been instrumental in the undertaking of the assessment.

²¹ Now dissolved and functions merged into the Ministry of Finance and Planning

Annex 2.E.2: Terms of Reference for Break Out Sessions

Theme: Make cities and human settlements inclusive, safe, resilient and sustainable

Dates & Location: 25-26th June, 2018, Controller and Auditor General's Office, Dodoma

DAY 1: MONDAY, JUNE 25TH 2018

PARALLEL/BREAKOUT SESSIONS I: FACILITATED DISCUSSIONS ON THE SDG AND TDV/FYDP II INDICATORS GAP ASSESSMENT AND IDENTIFICATION OF INITIATIVES RELEVANT TO THE COLLECTION AND RELEASE OF REQUIRED DATA VALUES (2HRS):

1a. Session Expectation

These sessions are intended to provide a platform for in-depth discussions about level 2 of data gap assessment (demand vs supply) for each indicator, and an exploration of existing initiatives among the stakeholders for production of the respective indicators. They are also expected to be a sounding boards for validating the findings of the data gaps assessment for the list of indicators provided to the participants.

The groups will dwell on each indicator (FYDP II and SDGs to be provided to each group) and produce a written discussion note for presentation to be made at the Plenary Session. Each written summary from the Group session will answer the following questions for each indicator based on the gaps assessment report:

1. Is the listed indicator relevant to the current priorities being monitored in cities, towns and municipalities?
2. Is data to facilitate computation of the indicators currently produced at the city, town or municipal level?
3. If yes in (2), which is the producing agency/department?
 - a) What is the frequency of production of the indicator?
 - b) Is the data on this indicator publicly accessible at the city, municipal, or town council level? (please say if, (a) accessible on a web portal, (b) accessible in reports (c) both a&b
4. If yes in (2), is the data (indicator value) available able to comprehensively provide information for the FYDP and SDGs indicators being examined?
5. If no in (2):
 - a) Are there current plans in the city, town, or municipality to produce the indicator?
 - b) Who would be the primary producer of data for the indicator in the city, town or municipality?
 - c) Are there any known institutions outside the Government that might be producing/could produce data for the indicators for which data is not currently available from the Government sources?

1b: Session Approach:

- Each session will have a facilitator (chairperson) and a note taker (secretary).
- The chairperson and the secretary will work together to produce the summary of the discussion note from the group.
- The teams can use flip charts, however, all discussions from the group will need to be submitted electronically after presentation.

- The Chairperson in collaboration with the note taker will present the outcomes of discussion from the session in the plenary.
- The chairperson and group note taker will make sure that the summary of discussion is submitted electronically.

Please submit presentation to NBS through: ruth.minja@nbs.go.tz with a copy to raiko@data4sdgs.org

DAY 2: TUESDAY, JUNE 26TH 2018

PARALLEL/BREAKOUT SESSIONS II: DATA FOR DEVELOPMENT PARTNERSHIPS AND FINANCING –FACILITATED DISCUSSION ON FINANCING OF DATA FOR DEVELOPMENT, AND MULTI STAKEHOLDER ARRANGEMENTS FOR MONITORING OF SDGs AND TDV/FYDP II (2HRS).

2a. Session Expectation

These sessions will build on discussions from Day 1 and will explore and present ideas for building stakeholder partnerships for production of data, financing for data production, data sharing, and building an evidence-based culture in decision making at city, town and municipal level. The discussions will focus on the ecosystem wide issues and challenges and how to better the data ecosystem.

Group sessions will explore the following issues:

1. Funding for Data

- (i) What are the main challenges data production for the theme of the workshop?
- (ii) How is data production currently being supported? Who are the major funders/supporters of data production in the municipality for the theme under discussion?

2. Dissemination, Use and Sharing

- What are the main challenges facing the cities, towns and municipalities in data dissemination, use and sharing?

3. Partnerships on data for Development

- i. Are there multi stakeholder platforms (bringing together government and non-state actors) such as institutionalized working groups for discussions of the data for development agenda in the city, town, or municipality?
- ii. If the platform(s) exist, who are the participants in this/these platforms (collectively and representatives by institutions)?
- iii. If the platforms/working groups exist, are they functional/active?
 - If the platform is functional, provide contact information of contact person(s)
- iv. If platforms for discussions do not exist, or are not functional, what are the reasons for inactivity? How can these challenges be addressed?

4. Next Steps after this Workshop

- What should be the next steps after this workshop to keep the data revolution agenda active at the city, town and municipal level?

2b: Session Approach:

- This session will build from Session I break Out
- Each session will have a facilitator (chairperson) and a note taker (secretary). The chairperson and the secretary will work together to produce the summary of the discussion note from the group.
- The Chairperson in collaboration with the note taker will present the outcomes of discussion from the session in the plenary.
- The teams can use flip charts, however, all discussions from the group will need to be submitted electronically after presentation.
- The chairperson and group note taker will make sure that the summary of discussion is submitted electronically

Please submit presentation to NBS through: ruth.minja@nbs.go.tz with a copy to raiko@data4sdgs.org

Annex 2.F: Kigoma Region Sub-National Data Roadmap High Level Meeting

DATA TO LEAVE NO ONE BEHIND: MEETING DEMAND FOR DATA FOR SUSTAINABLE DEVELOPMENT AT THE SUB NATIONAL LEVEL

Date & Location: June 29th 2018 Kigoma; VETA Conference Room

1. Background

With the growing number of national, regional and global Development Commitments Tanzania has subscribed to, there have been an unprecedented demand for data for planning, to support entrepreneurial and business innovations, and for tracking progress. The national aspirations of the Tanzania Long Term Perspective Plan and the accompanying Five-Year Development Plans to see Tanzania become a middle-income country by 2025 as well as other sectoral strategies and plans all require data including disaggregated data to the lowest administrative level possible.

Efforts to enhance data availability for development in the context of implementation of National Strategies for Growth and Reduction of Poverty (NSGRP/MKUKUTA on Mainland and MKUZA in Zanzibar), and under various sectoral programs have led to some significant changes in the data ecosystem. Implementation of the Tanzania National Strategy for the Development of Statistics (Tanzania Statistical Master Plan 2010/11 -2017/18) has for instance facilitated crucial improvements in availability of data.

Notwithstanding, these developments, there are still critical gaps in data availability that are yet to be met to facilitate effective evidence-based decision making, development monitoring and innovations for development. Significantly, new regional and global commitments such as the East African Community Vision 2050, the Africa Agenda 2063, the Global Development Agenda/Sustainable Development Goals 2030, the Sendai Framework for Disaster Risk Reduction 2015-2030, and Paris Climate Accord 2015 have come with unprecedented new demand for data not only at the national level, but also at the sub-national level. The Global Development Agenda aspiration to ensure no one is left behind specifically implies much greater demand for disaggregated data at the country level (by gender, socioeconomic groups, spatial/geographical locations: covering vulnerable or invisible population groups such as persons with disabilities, the homeless, female and children and migrants including refugees). Effective response strategies and actions to meet this growing demand for data are therefore needed and will require multi-stakeholder collaborations.

Within this context, the National Bureau of Statistics with support of various stakeholders within and outside Tanzania, started a national data roadmap process for sustainable development in 2016. Building on the lessons from this undertaking, the NBS aims to further the process by facilitating deeper involvement of sub-national level stakeholders in joint discussions and collaborative actions to improve availability of data for sustainable development.

2. Objectives of the High-Level Meeting (HLM) for Kigoma Region

This HLM meeting in Kigoma region is the first in a potential series of **sub-national data roadmap process** engagements to be convened over the medium term. The key objective of this engagement is to serve as a platform for sharing of experiences, learning about emerging demands for data, and

exploring solutions and partnerships for harnessing the data revolution for sustainable development. Specifically, the HLM will provide an opportunity for thought leaders at the sub-national level to:

- Share experiences in meeting demand for data for government planning and for use by various stakeholders in the Tanzania community;
- Learn about the Sustainable Development Data Gaps Assessment in Tanzania and its implications for LGAs in relation to their strategic plans and the leave no one behind principle of the 2030 Development Agenda;
- Explore utilization of opportunities made possible by technological innovations to facilitate data availability for resilience (agriculture, environment, disaster management, and sustainable urban development etc.);
- Discuss contemporary issues around data production, data management and governance, and dissemination/sharing, archive and use at sub-national level; and
- Discuss joint commitments and actions going forward and multi-stakeholder partnerships for development and implementation of sub-national data roadmaps.

3. Target Participants

The High-Level Meeting will bring together representatives from Kigoma Regional Commissioner's Office (regional secretariat), Regional Statistics Manager (NBS), District Executive Directors, statisticians and economists from district councils and Representatives of Civil Society and Private Sector Organizations. There will also be participation from Development Partners in Tanzania and the Global Partnership for Sustainable Development Data.

End notes

ⁱ Accessible at:

http://www.data4sdgs.org/sites/default/files/services_files/WRI%20Climate%20Data_FINAL2_optimized.pdf

ii Access from: https://www.uneca.org/sites/default/files/images/arfsd2017_-_agenda_2063_sgds_africa_progress_issues_new.pdf

iii Please contact Ms. Usu Malya at UN Women (e-mail: usu.mallya@unwomen.org) or Ms. Dora Neema at the Ministry of Community Development Gender the Elderly and Children (e-mail: dgneema@gmail.com)

iv iv Please contact Ms. Usu Mallya at UN Women (e-mail: usu.mallya@unwomen.org)

v For more information, please contact Mr. Stephen Chacha at the African Philanthropic Foundation (e-mail: stephen@africaphilanthropic.org)

vi For more information please contact Mr. David Boko at the Economic Commission for Africa (e-mail: bokod@un.org) or Xiaoning Gong (e-mail: xiaoning.gong@un.org)

vii For further information, Dr. Albina Chuwa (e-mail: dg@nbs.go.tz or albina.chuwa@nbs.go.tz)

viii For further information, contact Ms. Ruth Minja (e-mail: ruth.minja@nbs.go.tz/ruth.minja@yahoo.com) Or Mr. Rajiv Ranjan (email: Rajiv.RANJAN@oecd.org)

ix For further information, Ms. Ruth Minja (email: ruth.minja@nbs.go.tz/ruth.minja@yahoo.com) or Mr. Abdulla Gozalov (e-mail: gozalov@un.org)